

Lenovo ThinkSystem SD665 V3 Neptune DWC Server

Product Guide

The ThinkSystem SD665 V3 Neptune DWC node is the next-generation high-performance server based on the fifth generation Lenovo Neptune™ direct water cooling platform.

With two 5th Gen AMD EPYC 9005 Series processors, the ThinkSystem SD665 V3 node combines the latest AMD processors and Lenovo's market-leading water-cooling solution, which results in extreme performance in an extreme dense packaging, supporting your application from Exascale to Everscale™.

The direct water cooled solution is designed to operate by using warm water, up to 45°C (113°F). Chillers are not needed for most customers, meaning even greater savings and a lower total cost of ownership. The nodes are housed in the upgraded ThinkSystem DW612S enclosure, a 6U rack mount unit that fits in a standard 19-inch rack.




Figure 1. The Lenovo ThinkSystem SD665 V3 server tray with two distinct two-socket nodes

[360° View](#)
[Full 3D Tour](#)

Did you know?

The ThinkSystem SD665 V3 server tray and DW612S enclosure with direct water cooling provide the ultimate in data center cooling efficiencies and performance. The water loop design is bifurcating to balance and parallelize the cooling across all major heat sources in both nodes. This ensures temperature uniformity to avoid thermal jitter as you would observe in serial loops. Combined with the low pressure-drop design, you can use higher water temperatures on the highest performing chips while benefiting from saving energy and cost associated to cold water chillers.

Key features

The Lenovo ThinkSystem SD665 V3 dual-node server tray is designed for High Performance Computing (HPC), large-scale cloud, heavy simulations, and modeling. It implements Lenovo Neptune™ Direct Water Cooling (DWC) technology to optimally support workloads from technical computing, grid deployments, analytics, and is ideally suited for fields such as research, life sciences, energy, simulation, and engineering.

The unique design of ThinkSystem SD665 V3 provides the optimal balance of serviceability, performance, and efficiency. By using a standard rack with the ThinkSystem DW612S enclosure equipped with patented stainless steel drip-less quick connectors, the SD665 V3 provides easy serviceability and extreme density that is well suited for clusters ranging from small enterprises to the world's largest supercomputers.

The Lenovo Neptune™ direct liquid cooling doesn't use risky plastic retrofitting but instead custom-designed copper water loops, so you have peace of mind implementing a platform with liquid cooling at the core of the design.

Compared to other technology, the SD665 V3 direct water cooling:

- Reduces data center energy costs by up to 40%
- Increases system performance by up to 10%
- Delivers up to 100% heat removal efficiency into water (depending on environment)
- Creates a quieter data center with its fan-less design
- Enables data center growth without adding computer room air conditioning

Lenovo's direct water-cooled solutions are factory-integrated and are re-tested at the rack-level to ensure that a rack can be directly deployed at the customer site. This careful and consistent quality testing has been developed as a result of over a decade of experience designing and deploying DWC solutions to the very highest standards.

Scalability and performance

The ThinkSystem SD665 V3 server tray and DW612S enclosure offer the following features to boost performance, improve scalability, and reduce costs:

- Each SD665 V3 node supports two fourth-generation AMD EPYC processors, 24x TruDDR5 DIMMs, up to two PCIe 5.0 slots for high-speed I/O, and up to two drive bays, in a half-wide 1U form factor.
- Up to 12x SD665 V3 nodes are installed in 6x trays in the DW612S enclosure, occupying only 6U of rack space. It is a highly dense, scalable, and price-optimized offering.
- Supports one 5th Gen AMD EPYC 9005 series processors
 - Up to 160 cores and 320 threads
 - Nominal TDP ratings of up to 400W
- Supports two 4th Gen AMD EPYC 9004 series processors
 - Up to 128 cores and 256 threads
 - Nominal TDP rating of up to 360 W, configurable TDP up to 400 W
- Support for DDR5 memory DIMMs to maximize the performance of the memory subsystem:
 - Up to 24 DDR5 memory DIMMs, 12 DIMMs per processor
 - 12 memory channels per processor (1 DIMM per channel)
 - Memory operates at 6400 MHz with 5th Gen AMD EPYC processors, and 4800 MHz with 4th Gen processors
 - Using 128GB 3DS RDIMMs, the node supports up to 3TB of system memory
- Supports combinations of PCIe 5.0 x16 slots and SSDs, as follows:
 - One PCIe 5.0 x16 slot and either two 7mm SSDs or two E3.S EDSFF SSDs
 - One PCIe 5.0 x16 slot and one 15mm SSD
 - Two PCIe 5.0 x16 slots without SSDs (M.2 still supported)

- Drives can be either SATA or high-performance NVMe drives, to maximize I/O performance in terms of throughput, bandwidth, and latency.
- Supports a PCIe 4.0 x4 high-speed M.2 NVMe drive installed in an adapter for convenient operating system boot and internal storage functions.
- The node includes one Gigabit and two 25 Gb Ethernet onboard ports for cost effective networking. High speed networking can be added through the included PCIe slots.
- The node offers PCI Express 5.0 I/O expansion capabilities that doubles the theoretical maximum bandwidth of PCIe 4.0 (32GT/s in each direction for PCIe 5.0, compared to 16 GT/s with PCIe 4.0). A PCIe 5.0 x16 slot provides 128 GB/s bandwidth, enough to support a 400GbE network connection.

Energy efficiency

The direct water cooled solution offers the following energy efficiency features to save energy, reduce operational costs, increase energy availability, and contribute to a green environment:

- Water cooling eliminates power that is drawn by cooling fans in the enclosure and dramatically reduces the required air movement in the server room, which also saves power. In combination with an Energy Aware Runtime environment, savings as much as 40% are possible in the data center due to the reduced need for air conditioning.
- Water chillers may not be required with a direct water cooled solution. Chillers are a major expense for most geographies and can be reduced or even eliminated because the water temperature can now be 45°C instead of 18°C in an air-cooled environment.
- With the new water-cooled power supplies, essentially 100% system heat recovery is possible, depending on water and ambient temperature chosen. At 45°C water temperature and 30°C room temperature it will be typically around 95% through surface radiated heat. Heat energy absorbed may be reused for heating buildings in the winter, or generating cold through Adsorption Chillers, for further operating expense savings.
- The processors and other microelectronics are run at lower temperatures because they are water cooled, which uses less power, and allows for higher performance through Turbo Mode.
- The processors are run at uniform temperatures because they are cooled in parallel loops, which avoid thermal jitter and provides higher and more reliable performance at same power.
- Low-voltage 1.1V DDR5 memory offers energy savings compared to 1.2V DDR4 DIMMs, an approximately 20% decrease in power consumption
- 80 Plus Titanium power supplies ensure energy efficiency.
- There are power monitoring and management capabilities through the System Management Module in the DW612S enclosure.
- Lenovo power/energy meter based on TI INA226 measures DC power for the CPU at higher than 97% accuracy and 100 Hz sampling frequency to the XCC and can be leveraged both in-band and out-of-band using IPMI raw commands.
- Optional Lenovo XClarity Energy Manager provides advanced data center power notification, analysis, and policy-based management to help achieve lower heat output and reduced cooling needs.
- Optional Energy Aware Runtime provides sophisticated power monitoring and energy optimization on a job-level during the application runtime without impacting performance negatively.

Manageability and security

The following powerful systems management features simplify local and remote management of the SD665 V3 server:

- The server includes an XClarity Controller 2 (XCC2) to monitor server availability. Optional upgrade to XCC Platinum to provide remote control (keyboard video mouse) functions, support for the mounting of remote media files, FIPS 140-3 security, enhanced NIST 800-193 support, boot capture, power capping, and other management and security features.

- Lenovo XClarity Administrator offers comprehensive hardware management tools that help to increase uptime, reduce costs, and improve productivity through advanced server management capabilities.
- Lenovo XClarity Provisioning Manager, based in UEFI and accessible from F1 during boot, provides system inventory information, graphical UEFI Setup, platform update function, RAID Setup wizard, operating system installation function, and diagnostic functions.
- Support for Lenovo XClarity Energy Manager which captures real-time power and temperature data from the server and provides automated controls to lower energy costs.
- Support for industry standard management protocols, IPMI 2.0, SNMP 3.0, Redfish REST API, serial console via IPMI
- The SD665 V3 is enabled with Lenovo HPC & AI Software Stack, so, you can support multiple users and scale within a single cluster environment.
- Lenovo HPC & AI Software Stack provides our HPC customers you with a fully tested and supported open-source software stack to enable your administrators and users with for the most effective and environmentally sustainable consumption of Lenovo supercomputing capabilities.
- Our Confluent management system and Lenovo Intelligent Computing Orchestration (LiCO) web portal provides an interface designed to abstract the users from the complexity of HPC cluster orchestration and AI workloads management, making open-source HPC software consumable for every customer.
- LiCO web portal provides workflows for both AI and HPC, and supports multiple AI frameworks, allowing you to leverage a single cluster for diverse workload requirements.
- Integrated Trusted Platform Module (TPM) 2.0 support enables advanced cryptographic functionality, such as digital signatures and remote attestation.
- Supports AMD Secure Root-of-Trust, Secure Run and Secure Move features to minimize potential attacks and protect data as the OS is booted, as applications are run and as applications are migrated from server to server.
- Supports Secure Boot to ensure only a digitally signed operating system can be used.
- Industry-standard Advanced Encryption Standard (AES) NI support for faster, stronger encryption.
- With the System Management Module (SMM) installed in the enclosure, only one Ethernet connection is needed to provide remote systems management functions for all SD665 V3 servers and the enclosure.
- The SMM management module has two Ethernet ports which allows a single Ethernet connection to be daisy chained across 7 enclosures and 84 servers, thereby significantly reducing the number of Ethernet switch ports needed to manage an entire rack of SD665 V3 servers and DW612S enclosures.
- The DW612S enclosure includes drip sensors that monitor the inlet and outlet manifold quick connect couplers; leaks are reported via the SMM.
- The server supports Lenovo XClarity suite software with Lenovo XClarity Administrator, Lenovo XClarity Provisioning Manager, and XClarity Energy Manager. They are described further in the Software section of this product guide.
- Lenovo HPC & AI Software Stack provides our HPC customers you with a fully tested and supported open-source software stack to enable your administrators and users with for the most effective and environmentally sustainable consumption of Lenovo supercomputing capabilities.
- Our Confluent management system and Lenovo Intelligent Computing Orchestration (LiCO) web portal provides an interface designed to abstract the users from the complexity of HPC cluster orchestration and AI workloads management, making open-source HPC software consumable for every customer.
- LiCO web portal provides workflows for both AI and HPC, and supports multiple AI frameworks, allowing you to leverage a single cluster for diverse workload requirements.

Availability and serviceability

The SD665 V3 node and DW612S enclosure provide the following features to simplify serviceability and increase system uptime:

- Designed to run 24 hours a day, 7 days a week
- Depending on the configuration and node population, the DW612S enclosure supports N+1 power policies for its power supplies, which means greater system uptime.
- All supported power supplies are hot-swappable, including the water-cooled power supplies.
- Toolless cover removal on the trays provides easy access to upgrades and serviceable parts, such as adapters and memory.
- The server uses ECC memory and supports memory RAS features including Single Device Data Correction (SDDC, also known as Chipkill), Patrol/Demand Scrubbing, Bounded Fault, DRAM Address Command Parity with Replay, DRAM Uncorrected ECC Error Retry, On-die ECC, ECC Error Check and Scrub (ECS), and Post Package Repair.
- Proactive Platform Alerts (including PFA and SMART alerts): Processors, voltage regulators, memory, internal storage (HDDs and SSDs, NVMe SSDs, M.2 storage), fans, power supplies, and server ambient and subcomponent temperatures. Alerts can be surfaced through the XClarity Controller to managers such as Lenovo XClarity Administrator and other standards-based management applications. These proactive alerts let you take appropriate actions in advance of possible failure, thereby increasing server uptime and application availability.
- The XCC offers optional remote management capability and can enable remote keyboard, video, and mouse (KVM) control and remote media for the node.
- Built-in diagnostics in UEFI, using Lenovo XClarity Provisioning Manager, speed up troubleshooting tasks to reduce service time.
- Lenovo XClarity Provisioning Manager supports diagnostics and can save service data to a USB key drive or remote CIFS share folder for troubleshooting and reduce service time.
- Auto restart in the event of a momentary loss of AC power (based on power policy setting in the XClarity Controller service processor)
- Virtual reseal is a supported feature of the System Management Module (SMM2) which simulates physically removing the node from A/C power and reconnecting the node to AC power from a remote location.
- There is a three-year customer replaceable unit and onsite limited warranty, with next business day 9x5 coverage. Optional warranty upgrades and extensions are available.
- With water cooling, system fans are not required. This results in significantly reduced noise levels on the data center floor, a significant benefit to personnel having to work on site.

Components and connectors

The front of the tray with two distinct SD665 V3 nodes is shown in the following figure.

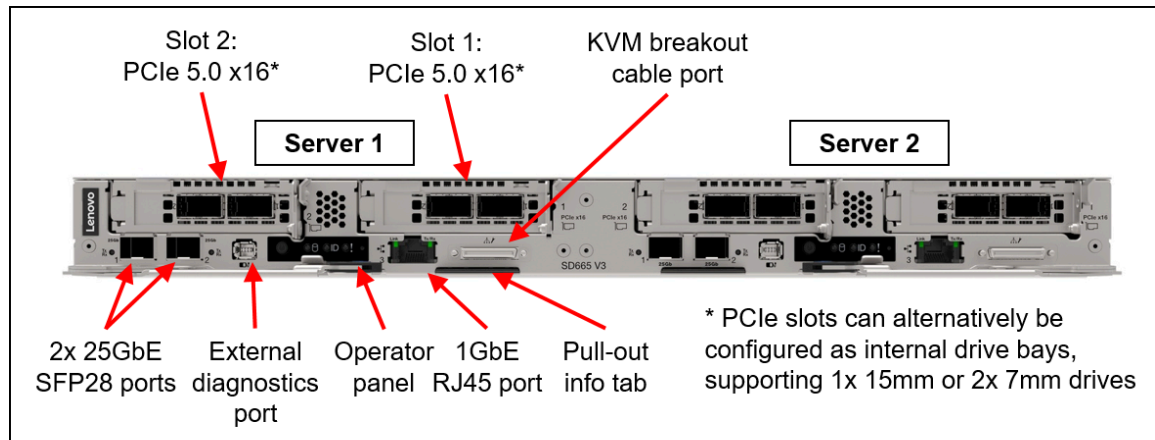


Figure 2. Front view of the tray with two ThinkSystem SD665 V3 nodes

The following figure shows key components internal to the server tray.




Figure 3. Inside view of the two SD665 V3 nodes in the water-cooled tray

The compute nodes are installed in the ThinkSystem DW612S enclosure, as shown in the following figure.




Figure 4. Front view of the DW612S enclosure

The rear of the DW612S enclosure contains the power supplies, cooling water manifolds, and the System Management Module. The following figure shows rear of the enclosure with 6x air-cooled power supplies.

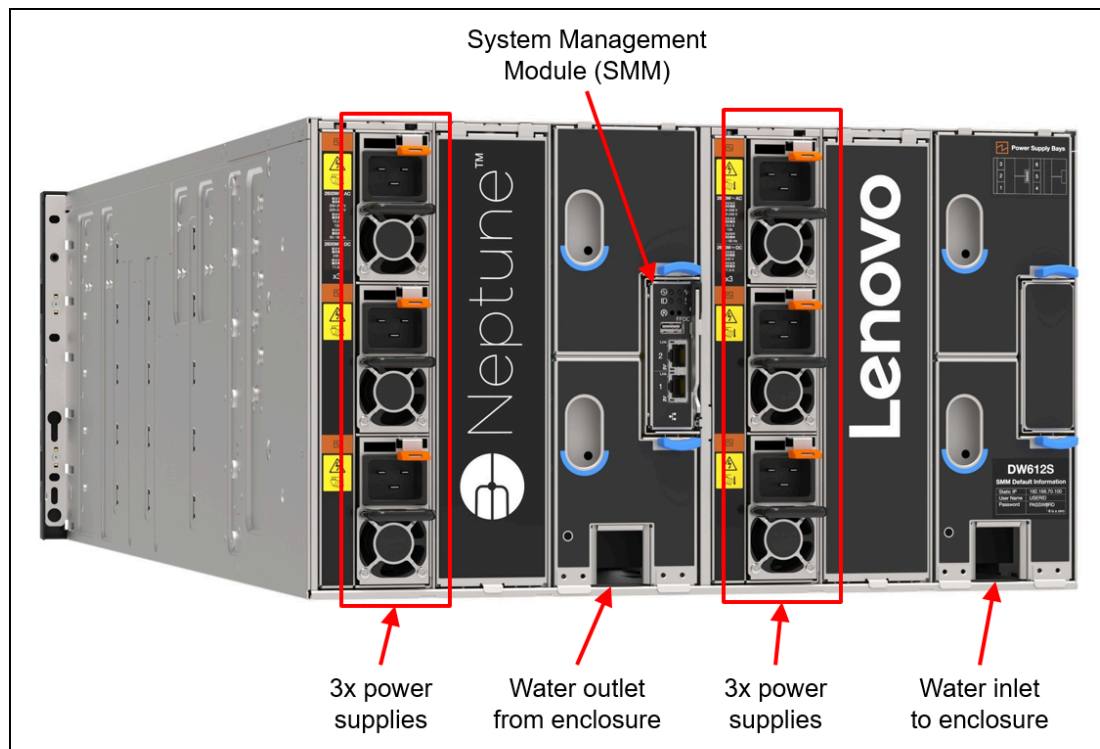


Figure 5. Rear view of the DW612S enclosure with 6 air-cooled power supplies

The also supports water-cooled power supplies for an increased level of heat removal using water. The following figure shows the enclosure with 3 water-cooled power supplies installed.

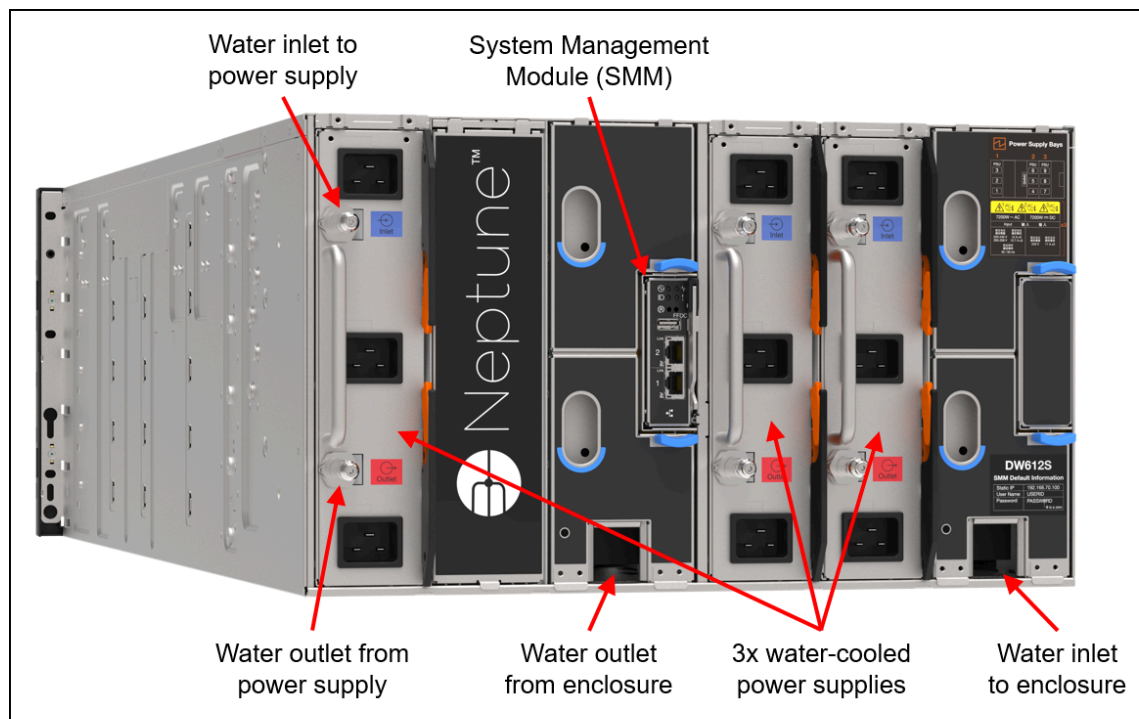


Figure 6. Rear view of the DW612S enclosure with 3 water-cooled power supplies

System architecture

The following figure shows the architectural block diagram of the SD665 V3.

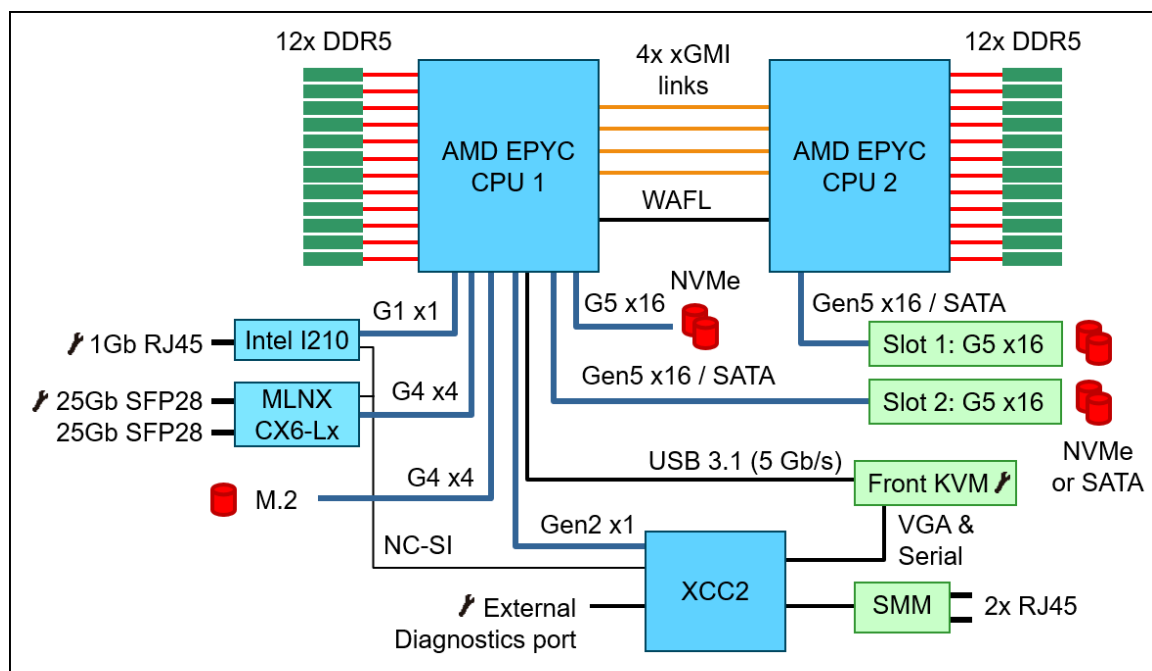


Figure 7. SD665 V3 system architectural block diagram

Standard specifications - SD665 V3 tray

The following table lists the standard specifications of the SD665 V3 server tray.

Table 1. Standard specifications - SD665 V3 tray

Components	Specification
Machine type	7D9P - 3-year warranty
Form factor	Two independent 2-socket nodes mounted on a 1U water-cooled server tray
Enclosure support	ThinkSystem DW612S Neptune DWC Enclosure
Processor	Two 5th Gen AMD EPYC 9005 Series processors (formerly codenamed "Turin") or two 4th Gen AMD EPYC 9004 Series processors (formerly codenamed "Genoa") per node. Supports processors up to 160 cores and TDP ratings of up to 400W. Supports PCIe 5.0 for high performance I/O.
Chipset	Not applicable (platform controller hub functions are integrated into the processor)
Memory	24 DIMM slots with two processors (12 DIMM slots per processor) per node. Each processor has 12 memory channels, with 1 DIMM per channel (DPC). Lenovo TruDDR5 RDIMMs, 3DS RDIMMs, and 9x4 RDIMMs are supported, up to 6400 MHz
Persistent memory	Not supported
Memory maximum	Up to 3TB per node with 24x 128GB 3DS RDIMMs
Memory protection	ECC, SDDC, Patrol/Demand Scrubbing, Bounded Fault, DRAM Address Command Parity with Replay, DRAM Uncorrected ECC Error Retry, On-die ECC, ECC Error Check and Scrub (ECS), Post Package Repair

Components	Specification
Disk drive bays	<p>Each node supports one of the following:</p> <ul style="list-style-type: none"> Up to 4x E3.S 1T drive bays supporting PCIe 5.0 NVMe drives: <ul style="list-style-type: none"> 4x E3.S drive bays with configurations without a PCIe slots 2x E3.S drive bays with configurations with 1x PCIe slot No drive bays with configuration with 2x PCIe slots (supports an M.2 drive) Up to 4x 7mm 2.5-inch drive bays supporting SATA or supporting PCIe 5.0 NVMe drives (but not both): <ul style="list-style-type: none"> 4x 7mm drive bays with configurations without a PCIe slots 2x 7mm drive bays with configurations with 1x PCIe slot No drive bays with configuration with 2x PCIe slots (supports an M.2 drive) Up to 2x 15mm 2.5-inch drive bay supporting a PCIe 5.0 NVMe drive <ul style="list-style-type: none"> 2x 15mm drive bays with configurations without a PCIe slots 1x 15mm drive bay with configurations with 1x PCIe slot No drive bays with configuration with 2x PCIe slots (supports an M.2 drive) <p>Each node also supports one high-speed M.2 NVMe SSD with a PCIe 4.0 x4 connection, installed on an M.2 adapter mounted on top of the front processor</p> <p>Note: Configurations with 2x PCIe slots only support the M.2 drive for internal storage</p>
Maximum internal storage	<ul style="list-style-type: none"> E3.S trayless drives <ul style="list-style-type: none"> 61.44TB using 4x 15.36TB E3.S NVMe SSDs 7mm trayless drives <ul style="list-style-type: none"> 30.72TB using 4x 7.68TB 7mm SATA SSDs 15.36TB using 4x 3.84TB 7mm NVMe SSDs 15mm trayless drives <ul style="list-style-type: none"> 61.44TB using 2x 30.72TB 15mm NVMe SSDs
Storage controllers	<ul style="list-style-type: none"> 2x Onboard SATA ports (no hardware RAID available) 2x Onboard NVMe ports (no hardware RAID available)
Optical drive bays	No internal bays; use an external USB drive.
Network interfaces	Each node: 2x 25 Gb Ethernet SFP28 onboard connectors based on Mellanox ConnectX-6 Lx controller (support 10/25Gb), 1x 1 Gb Ethernet RJ45 onboard connector based on Intel I210 controller. Onboard 1Gb port and 25Gb port 1 can optionally be shared with the XClarity Controller 2 (XCC) management processor for Wake-on-LAN and NC-SI support.
PCIe slots	Each node: 1x or 2x PCIe 5.0 x16 slots with low profile form factor
GPUs	No support. NVIDIA HGX H100 4-GPU board is supported on the SD665-N V3 node.
Ports	External diagnostics port, console connector (for a breakout cable that provides one VGA port, one USB 3.1 (5 Gb/s) port and one DB9 serial port for local connectivity). Additional ports provided by the enclosure as described in the Enclosure specifications section.
Video	Embedded video graphics with 16 MB memory with 2D hardware accelerator, integrated into the XClarity Controller. Maximum resolution is 1920x1200 32bpp at 60Hz.
Security features	Power-on password, administrator's password, Trusted Platform Module (TPM), supporting TPM 2.0. In China only, optional Nationz TPM 2.0 plug-in module.

Components	Specification
Systems management	Operator panel with status LEDs. Optional External Diagnostics Handset with LCD display. XClarity Controller 2 (XCC2) embedded management based on the ASPEED AST2600 baseboard management controller (BMC), XClarity Administrator centralized infrastructure delivery, XClarity Integrator plugins, and XClarity Energy Manager centralized server power management. Optional XCC Platinum to enable remote control functions and other features. Lenovo power/energy meter based on TI INA226 for 100Hz power measurements with >97% accuracy. System Management Module (SMM2) in the DW612S enclosure provides additional systems management functions.
Operating systems supported	Red Hat Enterprise Linux, SUSE Linux Enterprise Server, and Ubuntu are Supported & Certified. Rocky Linux is Tested. See the Operating system support section for details and specific versions.
Limited warranty	Three-year customer-replaceable unit and onsite limited warranty with 9x5 next business day (NBD).
Service and support	Optional service upgrades are available through Lenovo Services: 4-hour or 2-hour response time, 6-hour fix time, 1-year or 2-year warranty extension, software support for Lenovo hardware and some third-party applications.
Dimensions	Width: 438 mm (17.2 inches), height: 41 mm (1.6 inches), depth: 714 mm (28.1 inches)
Weight	23.6 kg (52.0 lb)

Standard specifications - DW612S enclosure

The ThinkSystem DW612S enclosure provides shared high-efficiency power supplies. The SD665 V3 servers connect to the midplane of the DW612S enclosure. This midplane connection is for power and control only; the midplane does not provide any I/O connectivity.

The following table lists the standard specifications of the enclosure.

Table 2. Standard specifications: ThinkSystem DW612S enclosure

Components	Specification
Machine type	7D1L - 3-year warranty
Form factor	6U rack-mounted enclosure.
Maximum number of SD665 V3 nodes supported	Up to 12x nodes per enclosure in 6x SD665 V3 server trays (2 nodes per tray).
Node support	The DW612S supports all ThinkSystem V3 and V2 water-cooled systems (systems can coexist in the same DW612S enclosure). When mixing, install in the following order, from the bottom up: SD665-N V3, SD650-N V3, SD665 V3, SD650-I V3, SD650-N V2, SD650 V3, SD650 V2
Enclosures per rack	Up to six DW612S enclosures per 42U rack and up to seven DW612S enclosures per 48U rack.
Midplane	Passive midplane provides connections to the nodes in the front to the power supplies and fans at the rear. Provides signals to control fan speed, power consumption, and node throttling as needed.
System Management Module (SMM)	<p>The hot-swappable System Management Module (SMM2) is the management device for the enclosure. Provides integrated systems management functions and controls the power and cooling features of the enclosure. Provides remote browser and CLI-based user interfaces for remote access via the dedicated Gigabit Ethernet port. Remote access is to both the management functions of the enclosure as well as the XClarity Controller (XCC) in each node.</p> <p>The SMM has two Ethernet ports which enables a single incoming Ethernet connection to be daisy chained across 7 enclosures and 84 nodes, thereby significantly reducing the number of Ethernet switch ports needed to manage an entire rack of SD665 V3 nodes and enclosures.</p>
Ports	Two RJ45 port on the rear of the enclosure for 10/100/1000 Ethernet connectivity to the SMM for power and cooling management.
I/O architecture	None integrated. Use top-of-rack networking and storage switches.
Power supplies	6x or 9x air-cooled hot-swap power supplies, or 2x or 3x water-cooled hot-swap power supplies, depending on the power requirements of the installed server node trays. Power supplies installed at the rear of the enclosure. Single power domain supplies power to all nodes. Optional redundancy (N+1 or N+N) and oversubscription, depending on configuration and node population. Each power supply has an integrated fan. 80 PLUS Titanium or Platinum certified depending on the power supply. Built-in overload and surge protection.
Cooling	Direct water cooling supplied by water manifolds connected from the rear of the enclosure.
System LEDs	SMM has four LEDs: system error, identification, status, and system power. Each power supply has AC, DC, and error LEDs. Nodes have more LEDs.
Systems management	Browser-based enclosure management through an Ethernet port on the SMM at the rear of the enclosure. Integrated Ethernet switch provides direct access to the XClarity Controller (XCC) embedded management of the installed nodes. Nodes provide more management features.
Temperature	<ul style="list-style-type: none"> Operating water temperature: <ul style="list-style-type: none"> 2°C to 45°C (35.6°F to 113°F) (ASHRAE W45 compliant) Operating air temperature: <ul style="list-style-type: none"> 10°C - 35°C (50°F - 95°F) (ASHRAE A2 compliant) <p>See Operating Environment for more information.</p>
Electrical power	200 V - 240 V ac input (nominal), 50 or 60 Hz
Power cords	One C19 AC power cord for each air-cooled power supply Three C19 AC power cords for each water-cooled power supply
Limited warranty	Three-year customer-replaceable unit and onsite limited warranty with 9x5/NBD.

Components	Specification
Dimensions	Width: 447 mm (17.6 in.), height: 264 mm (10.4 in.), depth: 933 mm (36.7 in.). See Physical and electrical specifications for details.
Weight	<ul style="list-style-type: none"> Empty enclosure (with midplane and cables): 24.3 kg (53.5 lb) Fully configured enclosure with 9x air-cooled power supplies and 6x SD665 V3 server trays: 182.9 kg (403 lb) (without water manifold) Fully configured enclosure with 3x water-cooled power supplies and 6x SD665 V3 server trays: 188.7 kg (416 lb) (without water manifold)

Models

There are no standard SD665 V3 models; all servers must be configured by using the configure-to-order (CTO) process with the Lenovo Data Center Solution Configurator (DCSC) or the Lenovo Cluster Solutions configurator (x-config). The ThinkSystem SD665 V3 machine type is 7D9P.

The following table lists the base CTO model and base feature code

Table 3. Base CTO model

Machine Type/Model	Description	Feature code
7D9PCTOLWW	ThinkSystem SD665 V3 Neptune DWC Tray (3-Year Warranty)	BPT6

Enclosure models

There are no standard models of the DW612S enclosure. All enclosures must be configured by using the CTO process. The machine type is 7D1L.

The following table lists the base CTO model and base feature code

Table 4. Base CTO model

Machine Type/Model	Description	Feature code
7D1LCTO2WW	ThinkSystem DW612S Neptune DWC Enclosure (3-Year Warranty)	BMCA

Manifold assembly

The manifold provides the water supply and return to the DW612S Enclosure. It can be connected through the Eaton Ball Valves (Stainless steel V2A, Type FD83-2046-16-16) to a water loop in the data center that is connected to a centralized coolant distribution unit (CDU) or be ordered with an in-rack CDU.

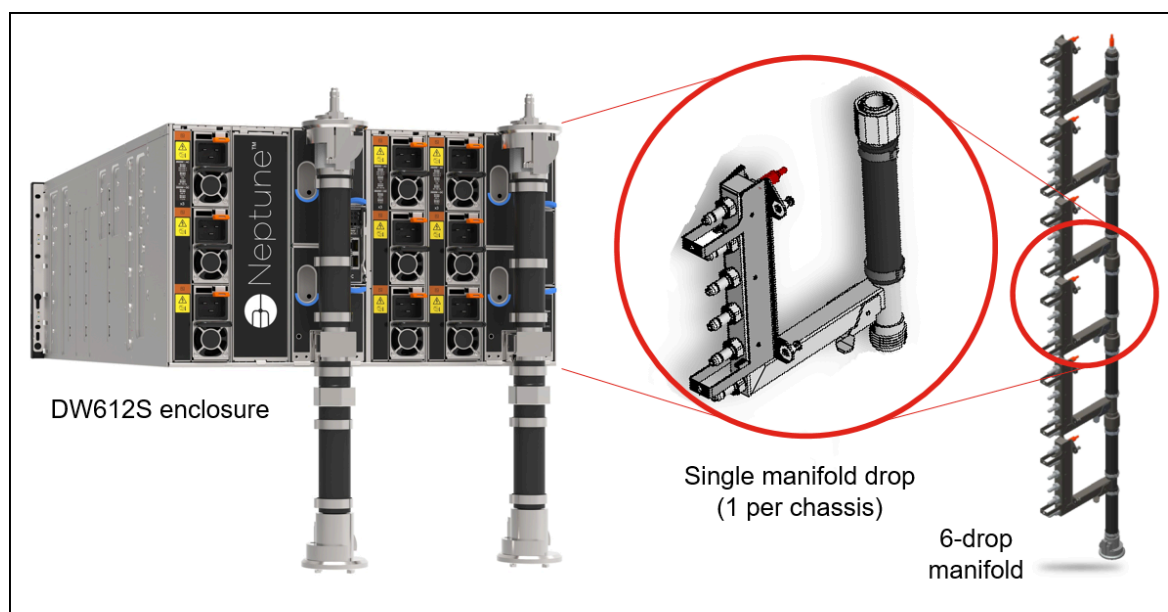


Figure 8. DW612S enclosure and manifold assembly

The manifold is ordered using the CTO process in the configurators using machine type 5469. The following table lists the base CTO model.

Table 5. Base CTO model - Water manifold

Machine Type/Model	Description
5469HC1	Lenovo Neptune DWC Node Manifold

The following table lists the base feature code for CTO configurations when connecting to a data center level water distribution. Select the correct feature code based on the number of enclosures installed in the rack. The feature code for the water-cooled power supplies (PSU) will be auto-derived when you select the PSUs in the configuration and is only supported with 6 Enclosures.

Table 6. Base feature code for water manifolds

Feature code	Description
Water manifolds for DW612S enclosure with fixed length hose connection	
A5MN	Lenovo Neptune DWC Manifold Assembly for 1 Enclosure w/ 1.3m hose
A5N7	Lenovo Neptune DWC Manifold Assembly for 2 Enclosures w/ 1.3m hose
A5N8	Lenovo Neptune DWC Manifold Assembly for 3 Enclosures w/ 1.3m hose
A5N9	Lenovo Neptune DWC Manifold Assembly for 4 Enclosures w/ 1.3m hose
BEZX	Lenovo Neptune DWC Manifold Assembly for 5 Enclosures w/ 2.3m hose
BEZW	Lenovo Neptune DWC Manifold Assembly for 6 Enclosures w/ 2.3m hose
BJAK	Lenovo Neptune DWC Manifold Assembly for 7 Enclosures w/ 2.3m hose
Additional water manifold for water-cooled power supplies (automatically included in the configurator)	
BN0S	Neptune DWC Manifold Assembly for Water-Cooled Power Supplies for 42U Rack Cabinet
BV8R	Neptune DWC Manifold Assembly for Water-Cooled Power Supplies for 48U Rack Cabinet

The following table lists the base feature code for CTO configurations when connecting to the in-rack CDU.

Table 7. Base feature code for water manifolds with in-rack CDU

Feature code	Description
Water manifolds for DW612S enclosure with configurable hose connection for use with in-rack CDU	
BRGP	Neptune DWC Manifold Assembly for 1 Enclosure
BRGN	Neptune DWC Manifold Assembly for 2 Enclosure
BY38	Neptune DWC Manifold Assembly for 3 Enclosure
BY39	Neptune DWC Manifold Assembly for 4 Enclosure
BRGM	Neptune DWC Manifold Assembly for 5 Enclosure
BRGL	Neptune DWC Manifold Assembly for 6 Enclosure
Additional water manifold for water-cooled power supplies for use with in-rack CDU	
BRGQ	Neptune DWC Manifold Assembly for water-cooled Power Supplies with in-rack CDU

To support the onsite setup for the direct water-cooled solution, a Commissioning Kit is available providing flow meter, bleed hose, pressure gauge and vent valve to Lenovo partners and customers.

Table 8. Commissioning Kit

Feature code	Description
4XF7A84654	Neptune DWC Manifold Commissioning Kit

For additional information, see the [Cooling](#) section.

Processors

The SD665 V3 supports processors in the fourth-generation AMD EPYC family of processors. The node supports two processors. The use of only one processor in the node is not supported.

Topics in this section:

- [Processor options](#)
- [Processor features](#)
- [UEFI operating modes](#)

Processor options

The SD665 V3 supports the following processor families:

- 5th Gen AMD EPYC processors (formerly codenamed "Turin"):
 - Processors with Zen 5 architecture, with high per-core performance
 - Processors with Zen 5c architecture, with high core density and best power efficiency
- 4th Gen AMD EPYC processors:
 - 4th Gen AMD EPYC processors (formerly codenamed "Genoa")
 - 4th Gen AMD EPYC processors with AMD 3D V-Cache (formerly codenamed "Genoa-X"), with larger L3 caches, suitable for engineering workloads like EDA and CFD
 - 4th Gen AMD EPYC processors with Zen 4c architecture (formerly codenamed "Bergamo"), with higher core counts, suitable for workloads like cloud-native applications

All supported processors have the following characteristics:

- 12 DDR5 memory channels
- 128 PCIe 5.0 I/O lanes, 64 lanes available for PCIe and NVMe devices

Configuration notes:

- Single-processor configurations are not supported
- All 5th Gen processors support a 6400 MHz memory bus speed provided specific memory DIMMs are installed in the server and the latest system firmware is applied. See the table in the [Memory options](#) section to see which DIMMs support 6400 MHz. For all other DIMMs, the memory bus operates at 6000 MHz.

The following table lists the 5th Gen AMD EPYC processors supported by the SD665 V3.

Mainstream column: Processors marked as **Mainstream** can be configured in DCSC (select Full Mode) or in x-config. For processors marked as **Extended**, please contact your Lenovo sales representative.

Table 9. 5th Gen AMD EPYC processor support

Feature code	SKU	Description	Mainstream	Quantity supported
5th AMD EPYC processors ("Turin") with Zen 5 architecture				
C2AK	9135	AMD EPYC 9135 16C 200W 3.65GHz Processor	Mainstream	2
C2AR	9175F	AMD EPYC 9175F 16C 320W 4.2GHz Processor	Mainstream	2
C2AP	9255	AMD EPYC 9255 24C 200W 3.25GHz Processor	Extended	2
C2AT	9275F	AMD EPYC 9275F 24C 320W 4.1GHz Processor	Mainstream	2
C2AQ	9335	AMD EPYC 9335 32C 210W 3.0GHz Processor	Mainstream	2
C2AZ	9355	AMD EPYC 9355 32C 280W 3.55GHz Processor	Mainstream	2
C2AM	9365	AMD EPYC 9365 36C 300W 3.4GHz Processor	Extended	2
C2AJ	9375F	AMD EPYC 9375F 32C 320W 3.8GHz Processor	Mainstream	2
C2ND	9455	AMD EPYC 9455 48C 300W 3.15GHz Processor	Mainstream	2
C2A3	9475F	AMD EPYC 9475F 48C 400W 3.65GHz Processor	Mainstream	2
C2AL	9535	AMD EPYC 9535 64C 300W 2.4GHz Processor	Mainstream	2
C2AY	9555	AMD EPYC 9555 64C 360W 3.2GHz Processor	Mainstream	2
C2AS	9565	AMD EPYC 9565 72C 400W 3.15GHz Processor	Extended	2
C4H8	9575F	AMD EPYC 9575F 64C 400W 3.3GHz Processor	Extended	2
C2AU	9655	AMD EPYC 9655 96C 400W 2.6GHz Processor	Mainstream	2
5th AMD EPYC processors ("Turin") with Zen 5c architecture				
C2AN	9645	AMD EPYC 9645 96C 320W 2.3GHz Processor	Mainstream	2
C2AE	9745	AMD EPYC 9745 128C 400W 2.4GHz Processor	Mainstream	2
C2AH	9825	AMD EPYC 9825 144C 390W 2.2GHz Processor	Extended	2
C2TD	9845	AMD EPYC 9845 160C 390W 2.1GHz Processor	Mainstream	2

The following table lists the 4th Gen AMD EPYC processors supported by the SD665 V3.

Table 10. 4th Gen AMD EPYC processor support

Feature code	SKU	Description	Mainstream	Quantity supported
4th Gen AMD EPYC processors ("Genoa")				
BREE	9124	ThinkSystem AMD EPYC 9124 16C 200W 3.0GHz Processor	Mainstream	2
BREJ	9174F	ThinkSystem AMD EPYC 9174F 16C 320W 4.1GHz Processor	Extended	2
BREH	9224	ThinkSystem AMD EPYC 9224 24C 200W 2.5GHz Processor	Extended	2
BRED	9254	ThinkSystem AMD EPYC 9254 24C 200W 2.9GHz Processor	Mainstream	2
BREF	9274F	ThinkSystem AMD EPYC 9274F 24C 320W 4.05GHz Processor	Extended	2
BREC	9334	ThinkSystem AMD EPYC 9334 32C 210W 2.7GHz Processor	Extended	2
BR30	9354	ThinkSystem AMD EPYC 9354 32C 280W 3.25GHz Processor	Extended	2
BR32	9374F	ThinkSystem AMD EPYC 9374F 32C 320W 3.85GHz Processor	Extended	2
BREB	9454	ThinkSystem AMD EPYC 9454 48C 290W 2.75GHz Processor	Extended	2
BR31	9474F	ThinkSystem AMD EPYC 9474F 48C 360W 3.6GHz Processor	Extended	2
BREA	9534	ThinkSystem AMD EPYC 9534 64C 280W 2.45GHz Processor	Extended	2
BPVJ	9554	ThinkSystem AMD EPYC 9554 64C 360W 3.1GHz Processor	Extended	2
BR2Z	9634	ThinkSystem AMD EPYC 9634 84C 290W 2.25GHz Processor	Extended	2
BPVK	9654	ThinkSystem AMD EPYC 9654 96C 360W 2.4GHz Processor	Extended	2
4th AMD EPYC processors with AMD 3D V-Cache ("Genoa-X")				
BXFT	9184X	ThinkSystem AMD EPYC 9184X 16C 320W 3.55GHz Processor	Extended	2
BW9V	9384X	ThinkSystem AMD EPYC 9384X 32C 320W 3.1GHz Processor	Extended	2
BW9U	9684X	ThinkSystem AMD EPYC 9684X 96C 400W 2.55GHz Processor	Extended	2
4th Gen AMD EPYC processors with Zen 4c architecture ("Bergamo")				
BW9S	9734	ThinkSystem AMD EPYC 9734 112C 340W 2.2GHz Processor	Extended	2
BW9T	9754	ThinkSystem AMD EPYC 9754 128C 360W 2.25GHz Processor	Extended	2

Processor features

The following table lists the features of the supported 5th Gen AMD EPYC processors.

6400 MHz memory support: The processors support memory up to 6400 MHz provided that specific memory DIMMs are installed in the server and the latest system firmware is applied. See the table in the [Memory options](#) section to see which DIMMs support 6400 MHz.

Table 11. Processor specifications - 5th Gen AMD EPYC processors

EPYC model	Cores / Threads	Base Frequency	Max Boost Frequency†	L3 Cache	Memory channels	Memory bus	TDP
5th AMD EPYC processors ("Turin") with Zen 5 architecture							
9135	16 / 32	3.65 GHz	4.3 GHz	64 MB	12	6400 MHz	200W
9175F	16 / 32	4.2 GHz	5 GHz	512 MB	12	6400 MHz	320W
9255	24 / 48	3.25 GHz	4.3 GHz	128 MB	12	6400 MHz	200W
9275F	24 / 48	4.1 GHz	4.8 GHz	256 MB	12	6400 MHz	320W
9335	32 / 64	3 GHz	4.4 GHz	128 MB	12	6400 MHz	210W
9355	32 / 64	3.55 GHz	4.4 GHz	256 MB	12	6400 MHz	280W
9365	36 / 72	3.4 GHz	4.3 GHz	192 MB	12	6400 MHz	300W
9375F	32 / 64	3.8 GHz	4.8 GHz	256 MB	12	6400 MHz	320W
9455	48 / 96	3.15 GHz	4.4 GHz	256 MB	12	6400 MHz	300W

EPYC model	Cores / Threads	Base Frequency	Max Boost Frequency†	L3 Cache	Memory channels	Memory bus	TDP
9475F	48 / 96	3.65 GHz	4.8 GHz	256 MB	12	6400 MHz	400W
9535	64 / 128	2.4 GHz	4.3 GHz	256 MB	12	6400 MHz	300W
9555	64 / 128	3.2 GHz	4.4 GHz	256 MB	12	6400 MHz	360W
9565	72 / 144	3.15 GHz	4.3 GHz	384 MB	12	6400 MHz	400W
9575F	64 / 128	3.3 GHz	5 GHz	256 MB	12	6400 MHz	400W
9655	96 / 192	2.6 GHz	4.5 GHz	384 MB	12	6400 MHz	400W
5th AMD EPYC processors ("Turin") with Zen5c architecture							
9645	96 / 192	2.3 GHz	3.7 GHz	256 MB	12	6400 MHz	320W
9745	128 / 256	2.4 GHz	3.7 GHz	256 MB	12	6400 MHz	400W
9825	144 / 288	2.2 GHz	3.7 GHz	384 MB	12	6400 MHz	390W
9845	160 / 320	2.1 GHz	3.7 GHz	320 MB	12	6400 MHz	390W

† The maximum single-core frequency that the processor is capable of operating

The following table lists the features of the supported 4th Gen AMD EPYC processors.

Table 12. Processor specifications - 4th Gen AMD EPYC processors

EPYC model	Cores / Threads	Base Frequency	Max Boost Frequency†	L3 Cache	Memory channels	Memory bus	TDP
4th Gen AMD EPYC processors ("Genoa")							
9124	16 / 32	3.0 GHz	3.7 GHz	64 MB	12	4800 MHz	200W
9174F	16 / 32	4.1 GHz	4.4 GHz	256 MB	12	4800 MHz	320W
9224	24 / 48	2.5 GHz	3.7 GHz	64 MB	12	4800 MHz	200W
9254	24 / 48	2.9 GHz	4.15 GHz	128 MB	12	4800 MHz	200W
9274F	24 / 48	4.05 GHz	4.3 GHz	256 MB	12	4800 MHz	320W
9334	32 / 64	2.7 GHz	3.9 GHz	128 MB	12	4800 MHz	210W
9354	32 / 64	3.25 GHz	3.8 GHz	256 MB	12	4800 MHz	280W
9374F	32 / 64	3.85 GHz	4.3 GHz	256 MB	12	4800 MHz	320W
9454	48 / 96	2.75 GHz	3.8 GHz	256 MB	12	4800 MHz	290W
9474F	48 / 96	3.6 GHz	4.1 GHz	256 MB	12	4800 MHz	360W
9534	64 / 128	2.45 GHz	3.7 GHz	256 MB	12	4800 MHz	280W
9554	64 / 128	3.1 GHz	3.75 GHz	256 MB	12	4800 MHz	360W
9634	84 / 168	2.25 GHz	3.7 GHz	384 MB	12	4800 MHz	290W
9654	96 / 192	2.4 GHz	3.7 GHz	384 MB	12	4800 MHz	360W
4th AMD EPYC processors with AMD 3D V-Cache ("Genoa-X")							
9184X	16 / 32	3.55 GHz	4.20 GHz	768 MB	12	4800 MHz	320W
9384X	32 / 64	3.1 GHz	3.9 GHz	768 MB	12	4800 MHz	320W
9684X	96 / 192	2.55 GHz	3.7 GHz	1150 MB	12	4800 MHz	400W
4th Gen AMD EPYC processors with Zen 4c architecture ("Bergamo")							
9734	112 / 224	2.2 GHz	3.0 GHz	256 MB	12	4800 MHz	340W
9754	128 / 256	2.25 GHz	3.2 GHz	256 MB	12	4800 MHz	360W

† The maximum single-core frequency that the processor is capable of operating

UEFI operating modes

The SD665 V3 offers preset operating modes that affect energy consumption and performance. These modes are a collection of predefined low-level UEFI settings that simplify the task of tuning the server to suit your business and workload requirements.

The following table lists the feature codes that allow you to specify the mode you wish to preset in the factory for CTO orders.

UK and EU customers: For compliance with the ERP Lot9 regulation, you should select feature BFYA. For some systems, you may not be able to make a selection, in which case, it will be automatically derived by the configurator.

Table 13. UEFI operating mode presets in DCSC

Feature code	Description
BFYA	Operating mode selection for: "Maximum Efficiency Mode"
BFYB	Operating mode selection for: "Maximum Performance Mode"

The preset modes for the SD665 V3 are as follows:

- **Maximum Efficiency Mode** (feature BFYA): Maximizes performance/watt efficiency while maintaining reasonable performance
- **Maximum Performance Mode** (feature BFYB): Achieves maximum performance but with higher power consumption and lower energy efficiency.

For details about these preset modes, and all other performance and power efficiency UEFI settings offered in the SD665 V3, see the paper "Tuning UEFI Settings for Performance and Energy Efficiency on AMD Processor-Based ThinkSystem Servers", available from <https://lenovopress.lenovo.com/lp1267>.

Memory

The SD665 V3 uses Lenovo TruDDR5 memory operating at up to 6400 MHz with 5th Gen AMD EPYC processors, and up to 4800 MHz with 4th Gen AMD EPYC processors. The server supports up to 24 DIMMs with 2 processors. The processors have 12 memory channels and support 1 DIMM per channel. The server supports up to 3TB of memory using 24x 128GB DIMMs and two processors.

Lenovo TruDDR5 memory uses the highest quality components that are sourced from Tier 1 DRAM suppliers and only memory that meets the strict requirements of Lenovo is selected. It is compatibility tested and tuned to maximize performance and reliability. From a service and support standpoint, Lenovo TruDDR5 memory automatically assumes the system warranty, and Lenovo provides service and support worldwide.

The following table lists the memory options supported in the SD665 V3 with 5th Gen AMD EPYC processors.

Table 14. Memory options for 5th Gen AMD EPYC processors

Part number	Feature code	Description	Maximum speed	DRAM technology
x4 RDIMMs				
4X77A93528	C0CK	ThinkSystem 64GB TruDDR5 6400MHz (2Rx4) RDIMM-A	6400 MHz	16Gb
4X77A93533	C0CP	ThinkSystem 96GB TruDDR5 6400MHz (2Rx4) RDIMM-A	6400 MHz	24Gb
4X77A93529	C0CL	ThinkSystem 128GB TruDDR5 6400MHz (2Rx4) RDIMM-A	6400 MHz	32Gb
4X77B07420	CA1L	ThinkSystem 64GB TruDDR5 6400MHz (2Rx4) RDIMM-A v2	6400 MHz	16Gb
4X77B07424	CA1Q	ThinkSystem 96GB TruDDR5 6400MHz (2Rx4) RDIMM-A v2	6400 MHz	24Gb
4X77B07421	CA1M	ThinkSystem 128GB TruDDR5 6400MHz (2Rx4) RDIMM-A v2	6400 MHz	32Gb
x8 RDIMMs				
4X77A93525	C0CH	ThinkSystem 16GB TruDDR5 6400MHz (1Rx8) RDIMM-A	6400 MHz	16Gb
4X77A93527	C0CJ	ThinkSystem 32GB TruDDR5 6400MHz (2Rx8) RDIMM-A	6400 MHz	16Gb
4X77B07417	CA1H	ThinkSystem 16GB TruDDR5 6400MHz (1Rx8) RDIMM-A v2	6400 MHz	16Gb
4X77B07419	CA1K	ThinkSystem 32GB TruDDR5 6400MHz (2Rx8) RDIMM-A v2	6400 MHz	16Gb

The following table lists the memory options supported in the SD665 V3 with 4th Gen AMD EPYC processors.

Table 15. Memory options for 4th Gen AMD EPYC processors

Part number	Feature code	Description	Maximum speed	DRAM technology
10x4 RDIMMs				
4X77A81441	BQ3D	ThinkSystem 64GB TruDDR5 4800MHz (2Rx4) 10x4 RDIMM-A	4800 MHz	16Gb
4X77A81448	BUVV	ThinkSystem 96GB TruDDR5 4800MHz (2Rx4) 10x4 RDIMM-A	4800 MHz	24Gb
4X77A96982	C467	ThinkSystem 128GB TruDDR5 5600MHz (2Rx4) RDIMM-A	4800 MHz	32Gb
x8 RDIMMs				
4X77A81437	BQ3C	ThinkSystem 16GB TruDDR5 4800MHz (1Rx8) RDIMM-A	4800 MHz	16Gb
4X77A81440	BQ37	ThinkSystem 32GB TruDDR5 4800MHz (2Rx8) RDIMM-A	4800 MHz	16Gb
4X77A81447	BUVU	ThinkSystem 48GB TruDDR5 4800MHz (2Rx8) RDIMM-A	4800 MHz	24Gb

For more information on DDR5 memory, see the Lenovo Press paper, *Introduction to DDR5 Memory*, available from <https://lenovopress.com/lp1618>.

The following rules apply when selecting the memory configuration:

- Memory rated at 4800 MHz is only supported with 4th Gen processors. Memory rated at 6400 MHz memory is only supported with 5th Gen processors (and operates at 6000 MHz or 6400 MHz as indicated in the table).
- The SD665 V3 only supports quantities of 8 or 12 DIMMs per processor; other quantities not supported
- 128GB DIMMs require a water inlet temperature of 32°C or less
- The server supports four types of DIMMs: 9x4 RDIMMs, 10x4 RDIMMs, x8 RDIMMs and 3DS RDIMMs
 - UDIMMs and LRDIMMs are not supported
- All memory DIMMs must be identical part numbers
- Memory operates at the speed of the memory bus of the processor (see the [Processor features](#) section for specifics), or the maximum speed that the memory DIMMs support (see the above tables),

whichever is lower

Note: Memory mirroring and memory rank sparing are not supported.

For best performance, consider the following:

- Ensure the memory installed is at least the same speed as the memory bus of the selected processor.
- Populate all 12 memory channels with identical DIMMs (same Lenovo part number)

The following memory protection technologies are supported:

- ECC detection/correction
- Bounded Fault detection/correction
- SDDC (for x4-based memory DIMMs; look for "x4" in the DIMM description. Not supported with 9x4 RDIMMs)
- Patrol/Demand Scrubbing
- DRAM Address Command Parity with Replay
- DRAM Uncorrected ECC Error Retry
- On-die ECC
- ECC Error Check and Scrub (ECS)
- Post Package Repair

GPU accelerators

GPUs are not supported in the SD665 V3.

For NVIDIA H100 GPU support in a water-cooled solution, the ThinkSystem SD665-N V3 node leverages the identical SD665 V3 node integrating a NVIDIA HGX H100 4-GPU board. For details, see the SD665-N V3 product guide, <https://lenovopress.com/LP1613>.

Internal storage

The SD665 V3 node supports up to four SSDs drives internally in the node. These are internal drives that are not front accessible and are not hot-swap. See the [Components and connectors](#) section for the location of the drives. Drives are installed in one or both of the bays towards of the front of the node, mutually exclusive with the PCIe slots.

In each bay, the node supports either:

- One PCIe low-profile adapter
- 2x E3.S 1T drives
- 2x 2.5-inch 7mm drives
- 1x 2.5-inch 15mm drives

Without any PCIe adapter slots, the node supports either 2x 15mm drives or 4x 7mm drives.

Configuration notes:

- The node supports NVMe drives or SATA drives but not both; SAS drives are not supported
- The drives are connected to onboard controllers; RAID functionality is provided by the operating system.
- NVMe drives are connected to CPU 1 in all configurations
- When 4x 7mm or 4x E3.S drives are installed in a node, they are numbered drive 0, 1, 2, and 3. When 2x 15mm drives are installed, they are numbered 0 and 2.

In addition, the SD665 V3 node a single high-performance M.2 NVMe drive, installed in an adapter mounted on top of the front processor. For details, see the [M.2 drive](#) section.

The feature codes to select the appropriate storage cage are listed in the following table:

Table 16. Drive cage feature codes

Feature code	Description
BYU4	ThinkSystem SD665, SD665-N V3 1x2.5" 7mm NVMe Storage Cage
BYAU	ThinkSystem SD665, SD665-N V3 2x2.5" 7mm NVMe Storage Cage
BPZA	ThinkSystem SD665, SD665-N V3 2x2.5" 7mm SATA Storage Cage
BPZB	ThinkSystem SD665, SD665-N V3 1x2.5" 15mm NVMe Storage Cage
BZU2	ThinkSystem SD665, SD665-N V3 1x E3.S 1T Storage Cage
BU9S	ThinkSystem SD665, SD665-N V3 2x E3.S 1T Storage Cage

The necessary storage cables are auto-derived by the configurator based on the selection, as listed in the following table.

Table 17. Internal storage

Feature code	Description
Cables to connect Storage from Bay 1 – default selection with one adapter	
BPZD	ThinkSystem SD665 V3 SATA Cable
BPZE	ThinkSystem SD665 V3 NVMe Cable for U.2/U.3
BZPJ	ThinkSystem SD665 V3 E3.S Cable
Cables to connect Storage from Bay 2 – leveraged in full storage configuration	
BPZC	ThinkSystem SD665 V3 NVMe/SATA Cable for 2.5" Storage in Bay 2
BZPK	ThinkSystem SD665 V3 E3.S Cable in Bay 2

To upgrade systems installed in the field with storage options, there are separate kits available that contain both the cage and the necessary cables. The option part numbers of the upgrade kits are listed in the following table:

Table 18. Drive cage field upgrades

Part number	Description
4XF7A83363	ThinkSystem SD665 V3 NVMe Storage Option Upgrade Kit
4XF7A83362	ThinkSystem SD665 V3 SATA Storage Option Upgrade Kit

M.2 drive

The SD665 V3 supports one M.2 form-factor NVMe drive for use as an operating system boot solution. The M.2 drive installs into an M.2 adapter which is mounted on top of the front processor in the node. See the internal view of the node in the [Components and connectors](#) section for the location of the M.2 drive.

PCIe x4 interface: In the SD665 V3, the M.2 drive is connected to the processor using a PCIe x4 connection, which enables the M.2 drive to operate at the highest performance.

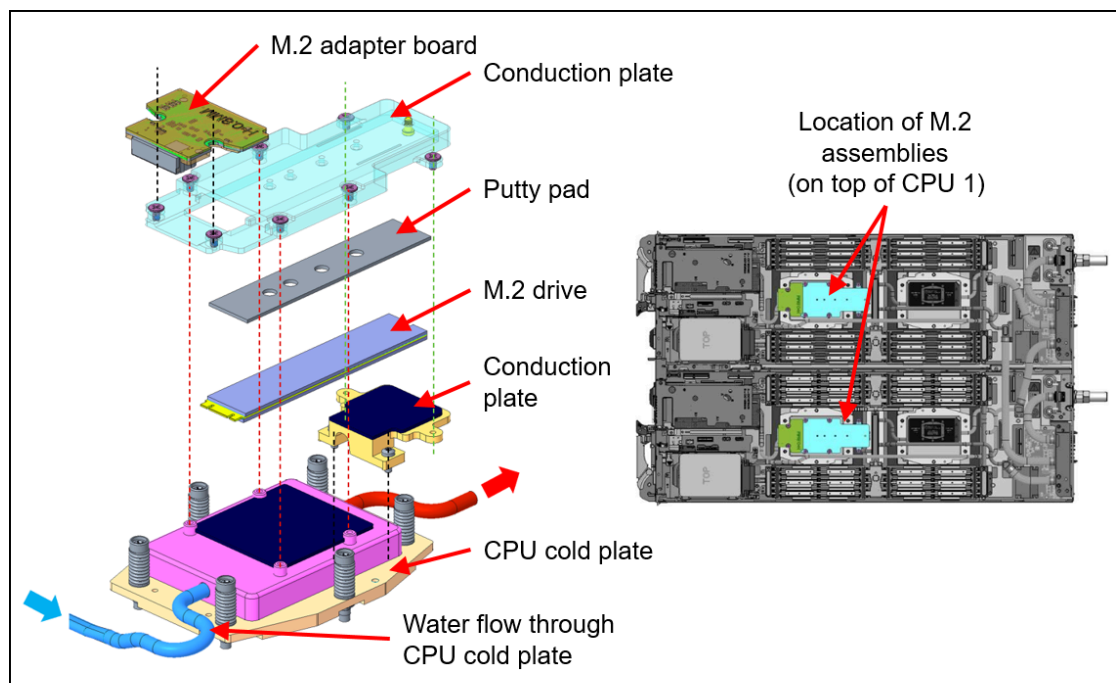


Figure 9. Components and location of the M.2 enablement kit

The ordering information of the M.2 adapter is listed in the following table. Supported drives are listed in the [Internal drive options](#) section.

Table 19. M.2 adapter

Part number	Feature code	Description	Maximum supported
CTO only	BPZF	ThinkSystem SD665, SD665-N V3 DWC M.2 Enablement Kit	1

Note: In the SD665 V3, the M.2 adapter only supports NVMe drives. SATA M.2 drives are not supported

The M.2 enablement kit has the following features:

- Supports one NVMe M.2 drive
- Supports 80mm and 110mm drive form factors (2280 and 22110)
- PCIe 4.0 x4 NVMe interface to the drive
- Connects to CPU 1 via onboard NVMe connector
- Supports monitoring and reporting of events and temperature through I2C
- Firmware update via Lenovo firmware update tools
- Water-cooled via the attached cold plate

Controllers for internal storage

The drives of the SD665 V3 are connected to integrated SATA and NVMe storage controllers:

- Onboard 6Gb SATA ports
- Onboard PCIe x4 NVMe ports

The node hardware does not provide any RAID functionality. RAID support is provided by the operating system.

Internal drive options

The following tables list the drive options for internal storage of the server.

Trayless drives:

- [E3.S EDSFF trayless PCIe 5.0 NVMe SSDs](#)
- [7mm 2.5-inch trayless 6 Gb SATA SSDs](#)
- [7mm 2.5-inch trayless PCIe 4.0 NVMe SSDs](#)
- [15mm 2.5-inch trayless PCIe 5.0 NVMe SSDs](#)
- [15mm 2.5-inch trayless PCIe 4.0 NVMe SSDs](#)

M.2 drives:

- [M.2 PCIe 4.0 NVMe drives](#)

M.2 drive support: The use of M.2 drives requires an additional adapter as described in the [M.2 drives](#) subsection.

SED support: The tables include a column to indicate which drives support SED encryption. The encryption functionality can be disabled if needed. Note: Not all SED-enabled drives have "SED" in the description.

Table 20. E3.S EDSFF trayless PCIe 5.0 NVMe SSDs

Part number	Feature code	Description	SED support	Max Qty
E3.S trayless SSDs - PCIe 5.0 NVMe - Read Intensive/Entry (<3 DWPD)				
4XB7A93367	C67G	ThinkSystem E3.S PM9D3a 1.92TB Read Intensive NVMe PCIe 5.0 x4 Trayless SSD	Support	4
4XB7A93368	C67H	ThinkSystem E3.S PM9D3a 3.84TB Read Intensive NVMe PCIe 5.0 x4 Trayless SSD	Support	4
4XB7A93369	C67J	ThinkSystem E3.S PM9D3a 7.68TB Read Intensive NVMe PCIe 5.0 x4 Trayless SSD	Support	4
4XB7A93370	C67K	ThinkSystem E3.S PM9D3a 15.36TB Read Intensive NVMe PCIe 5.0 x4 Trayless SSD	Support	4

Table 21. 7mm 2.5-inch trayless 6 Gb SATA SSDs

Part number	Feature code	Description	SED support	Max Qty
7mm 2.5-inch trayless SSDs - 6 Gb SATA - Mixed Use/Mainstream (3-5 DWPD)				
4XB7B07596	CAC7	ThinkSystem 2.5" VA 480GB Mixed Use SATA 6Gb Trayless SSD	No	4
4XB7B07597	CABJ	ThinkSystem 2.5" VA 960GB Mixed Use SATA 6Gb Trayless SSD	No	4
4XB7B07598	CAC5	ThinkSystem 2.5" VA 1.92TB Mixed Use SATA 6Gb Trayless SSD	No	4
4XB7B07599	CAC6	ThinkSystem 2.5" VA 3.84TB Mixed Use SATA 6Gb Trayless SSD	No	4
7mm 2.5-inch trayless SSDs - 6 Gb SATA - Read Intensive/Entry (<3 DWPD)				
4XB7B07591	CAC2	ThinkSystem 2.5" VA 480GB Read Intensive SATA 6Gb Trayless SSD	No	4
4XB7B07592	CAC4	ThinkSystem 2.5" VA 960GB Read Intensive SATA 6Gb Trayless SSD	No	4
4XB7B07593	CAC0	ThinkSystem 2.5" VA 1.92TB Read Intensive SATA 6Gb Trayless SSD	No	4
4XB7B07594	CAC1	ThinkSystem 2.5" VA 3.84TB Read Intensive SATA 6Gb Trayless SSD	No	4
4XB7B07595	CABZ	ThinkSystem 2.5" VA 7.68TB Read Intensive SATA 6Gb Trayless SSD	No	4

Table 22. 7mm 2.5-inch trayless PCIe 4.0 NVMe SSDs

Part number	Feature code	Description	SED support	Max Qty
7mm 2.5-inch SSDs - U.3 PCIe 4.0 NVMe - Read Intensive/Entry (<3 DWPD)				
4XB7B09654	CBT3	ThinkSystem 2.5" 7mm VA 960GB Read Intensive NVMe PCIe 4.0 x4 Trayless SSD	Support	4
4XB7B09655	CBT4	ThinkSystem 2.5" 7mm VA 1.92TB Read Intensive NVMe PCIe 4.0 x4 Trayless SSD	Support	4
4XB7B09656	CBT5	ThinkSystem 2.5" 7mm VA 3.84TB Read Intensive NVMe PCIe 4.0 x4 Trayless SSD	Support	4
4XB7A90115	BXME	ThinkSystem 2.5" U.2 7mm PM9A3 960GB Read Intensive NVMe PCIe 4.0 x4 Trayless SSD	Support	4
4XB7A90116	BXMD	ThinkSystem 2.5" U.2 7mm PM9A3 1.92TB Read Intensive NVMe PCIe 4.0 x4 Trayless SSD	Support	4
4XB7A90117	BXMC	ThinkSystem 2.5" U.2 7mm PM9A3 3.84TB Read Intensive NVMe PCIe 4.0 x4 Trayless SSD	Support	4

Table 23. 15mm 2.5-inch trayless PCIe 5.0 NVMe SSDs

Part number	Feature code	Description	SED support	Max Qty
15mm 2.5-inch SSDs - U.2 PCIe 4.0 NVMe - Read Intensive/Entry (<3 DWPD)				
4XB7B07228	CAGK	ThinkSystem 2.5" 15mm U.2 CD8P 1.92TB Read Intensive NVMe PCIe 5.0 x4 Trayless SSD	Support	2
4XB7B07229	CAGL	ThinkSystem 2.5" 15mm U.2 CD8P 3.84TB Read Intensive NVMe PCIe 5.0 x4 Trayless SSD	Support	2
4XB7B07230	CAGM	ThinkSystem 2.5" 15mm U.2 CD8P 7.68TB Read Intensive NVMe PCIe 5.0 x4 Trayless SSD	Support	2
4XB7B07231	CAGN	ThinkSystem 2.5" 15mm U.2 CD8P 15.36TB Read Intensive NVMe PCIe 5.0 x4 Trayless SSD	Support	2
4XB7B07232	CAGP	ThinkSystem 2.5" 15mm U.2 CD8P 30.72TB Read Intensive NVMe PCIe 5.0 x4 Trayless SSD	Support	2
4XB7A82609	BW8Q	ThinkSystem 2.5" 15mm U.3 PM1743 1.92TB Read Intensive NVMe PCIe 5.0 x4 Trayless SSD	Support	2
4XB7A82411	BW8R	ThinkSystem 2.5" 15mm U.3 PM1743 3.84TB Read Intensive NVMe PCIe 5.0 x4 Trayless SSD	Support	2
4XB7A88392	BW8S	ThinkSystem 2.5" 15mm U.3 PM1743 7.68TB Read Intensive NVMe PCIe 5.0 x4 Trayless SSD	Support	2
4XB7A88393	BW8T	ThinkSystem 2.5" 15mm U.3 PM1743 15.36TB Read Intensive NVMe PCIe 5.0 x4 Trayless SSD	Support	2

Table 24. 15mm 2.5-inch trayless PCIe 4.0 NVMe SSDs

Part number	Feature code	Description	SED support	Max Qty
15mm 2.5-inch SSDs - U.2 PCIe 4.0 NVMe - Mixed Use/Mainstream (3-5 DWPD)				
4XB7B09660	CBT9	ThinkSystem 2.5" 15mm VA 1.6TB Mixed Use NVMe PCIe 4.0 x4 Trayless SSD	Support	2
4XB7B09661	CBTA	ThinkSystem 2.5" 15mm VA 3.2TB Mixed Use NVMe PCIe 4.0 x4 Trayless SSD	Support	2
4XB7B09662	CBT2	ThinkSystem 2.5" 15mm VA 6.4TB Mixed Use NVMe PCIe 4.0 x4 Trayless SSD	Support	2
4XB7B01887	C7P5	ThinkSystem 2.5" 15mm U.2 Solidigm P5620 1.6TB Mixed Use NVMe PCIe 4.0 x4 Trayless SSD	Support	2
4XB7B01888	C7P6	ThinkSystem 2.5" 15mm U.2 Solidigm P5620 3.2TB Mixed Use NVMe PCIe 4.0 x4 Trayless SSD	Support	2
4XB7B01889	C7P7	ThinkSystem 2.5" 15mm U.2 Solidigm P5620 6.4TB Mixed Use NVMe PCIe 4.0 x4 Trayless SSD	Support	2
15mm 2.5-inch SSDs - U.2 PCIe 4.0 NVMe - Read Intensive/Entry (<3 DWPD)				
4XB7B09657	CBT6	ThinkSystem 2.5" 15mm VA 1.92TB Read Intensive NVMe PCIe 4.0 x4 Trayless SSD	Support	2
4XB7B09658	CBT7	ThinkSystem 2.5" 15mm VA 3.84TB Read Intensive NVMe PCIe 4.0 x4 Trayless SSD	Support	2
4XB7B09659	CBT8	ThinkSystem 2.5" 15mm VA 7.68TB Read Intensive NVMe PCIe 4.0 x4 Trayless SSD	Support	2
4XB7B01876	C7P2	ThinkSystem 2.5" 15mm U.2 Solidigm P5520 1.92TB Read Intensive NVMe PCIe 4.0 x4 Trayless SSD	Support	2
4XB7B01877	C7P3	ThinkSystem 2.5" 15mm U.2 Solidigm P5520 3.84TB Read Intensive NVMe PCIe 4.0 x4 Trayless SSD	Support	2
4XB7B01878	C7P4	ThinkSystem 2.5" 15mm U.2 Solidigm P5520 7.68TB Read Intensive NVMe PCIe 4.0 x4 Trayless SSD	Support	2

Table 25. M.2 PCIe 4.0 NVMe drives

Part number	Feature code	Description	SED support	Max Qty
M.2 SSDs - PCIe 4.0 NVMe - Read Intensive/Entry (<3 DWPD)				
4XB7B09651	CBT0	ThinkSystem M.2 VA 960GB Read Intensive NVMe PCIe 4.0 x4 NHS SSD	Support	1
4XB7B09652	CBT1	ThinkSystem M.2 VA 1.92TB Read Intensive NVMe PCIe 4.0 x4 NHS SSD	Support	1
4XB7A90102	BXMH	ThinkSystem M.2 PM9A3 960GB Read Intensive NVMe PCIe 4.0 x4 NHS SSD	Support	1
4XB7A90103	BXMG	ThinkSystem M.2 PM9A3 1.92TB Read Intensive NVMe PCIe 4.0 x4 NHS SSD	Support	1
4XB7A13999	BKSR	ThinkSystem M.2 7450 PRO 960GB Read Intensive NVMe PCIe 4.0 x4 NHS SSD	Support	1
4XB7A14000	BKSS	ThinkSystem M.2 7450 PRO 1.92TB Read Intensive Entry NVMe PCIe 4.0 x4 NHS SSD	Support	1

Optical drives

The server supports the external USB optical drive listed in the following table.

Table 26. External optical drive

Part number	Feature code	Description
7XA7A05926	AVV8	ThinkSystem External USB DVD RW Optical Disk Drive

The drive is based on the Lenovo Slim DVD Burner DB65 drive and supports the following formats: DVD-RAM, DVD-RW, DVD+RW, DVD+R, DVD-R, DVD-ROM, DVD-R DL, CD-RW, CD-R, CD-ROM.

I/O expansion options

The SD665 V3 supports 1x or 2x slots depending on the configuration:

- 1x PCIe 5.0 x16 slot with support for 2x 7mm or 1x 15mm 2.5-inch drive
- 2x PCIe 5.0 x16 slots without 2.5-inch drive support

The location of the slots is shown in the following figure.




Figure 10. SD665 V3 slot choices

Both slots are implemented using a 1-slot riser. Ordering information is in the following table.

Table 27. Riser ordering information

Part number	Feature code	Description	Maximum supported
Riser for slot 2 (connects to CPU 1)			
CTO only	BPT4	ThinkSystem SD665 V3 1U PCIe Riser	1
Riser for slot 1 (connects to CPU 2)			
CTO only	BPT5	ThinkSystem SD665 V3 BalancedIO Riser	1

Network adapters

The SD665 V3 has three onboard network ports as well as support for up to two PCIe adapters.

Topics in this section:

- [Onboard ports](#)
- [Network adapters](#)

- [Shared I/O](#)
- [Socket Direct](#)

Onboard ports

The SD665 V3 has three onboard network ports:

- 2x 25GbE ports, connected to an onboard Mellanox ConnectX-6 Lx controller, implemented with SFP28 cages for optical or copper connections. Supports 1Gb, 10Gb and 25Gb connections.
- 1x 1GbE port, connected to an onboard Intel I210 controller, implemented with an RJ45 port for copper cabling

Locations of these ports is shown in the [Components and connectors](#) section. The 1GbE port and 25GbE Port 1 both support NC-SI for remote management. For factory orders, to specify which ports should have NC-SI enabled, use the feature codes listed in the [Remote Management](#) section. If neither is chosen, both ports will have NC-SI disabled by default.

For the specifications of the 25GbE ports including the supported transceivers and cables, see the Mellanox ConnectX-6 Lx product guide:

<https://lenovopress.lenovo.com/lp1364-thinksystem-mellanox-connectx-6-lx-25gbe-sfp28-ethernet-adapters>

Network adapters

The SD665 V3 supports one or two network adapters installed in the PCIe slots. The following table lists the supported adapters. The node supports the SharedIO or Socket Direct features as indicated in the table.

Table 28. PCIe network adapters and internal cables

Part number	Feature code	Description	Supported connections*		
			Standalone adapter	SharedIO	Socket Direct
Adapters					
4XC7A86671	BKSN	ThinkSystem NVIDIA ConnectX-7 NDR OSFP400 1-port PCIe Gen5 x16 InfiniBand Adapter DWC	Yes (2 max)	No	Yes (1 max)
4XC7A86670	BKSP	ThinkSystem NVIDIA ConnectX-7 NDR OSFP400 1-port PCIe Gen5 x16 InfiniBand Adapter (SharedIO) DWC	No	Yes (1 per tray)	No
4XC7A86669	BKSL	ThinkSystem NVIDIA ConnectX-7 NDR200/HDR QSFP112 2-port PCIe Gen5 x16 InfiniBand Adapter (SharedIO) DWC	Yes (2 max)	Yes (1 per tray)	No
4XC7A86672	BKSK	ThinkSystem Mellanox ConnectX-6 HDR/200GbE QSFP56 1-Port PCIe 4 VPI Adapter (SharedIO) DWC	Yes (2 max)	Yes (1 per tray)†	No
Internal cables					
CTO only	BPZG	ThinkSystem SD665 V3 SharedIO Cable	No	Yes (1 per tray)	No
CTO only	BPZH	ThinkSystem SD665 V3 Socket-Direct Cable	No	No	Yes (1)

* Numbers in parenthesis are the maximum supported per node for that configuration, except for the SharedIO quantities, which are maximums per tray (2 nodes)

† The ConnectX-6 adapter is not supported in SharedIO mode if water-cooled power supplies are configured

For more information, including the transceivers and cables that each adapter supports, see the list of Lenovo Press Product Guides in the Networking adapters category:

<https://lenovopress.com/servers/options/ethernet>

Shared I/O

The SD665 V3 supports a feature called Shared I/O (SharedIO), also known as NVIDIA Networking Multi-Host technology, where a single network connection is shared between the two nodes in a tray. With Shared I/O, the NVIDIA adapter (feature BKSL, BKSP or BKSK) is installed in one node in a tray, and a SharedIO cable (feature BPZG) is used to connect the adapter to a PCIe connector on the adjacent node in the same tray. The result is that the two nodes share the network connection of the adapter with significant savings both in the cost of the adapters but also the cost of switch ports.

Configuration rules:

- Shared I/O requires the use of SharedIO cable (feature BPZG)
- The adapter must be installed in Slot 2 of node 2. The cable connects the adapter to the onboard connector for Slot 2 of node 1
- Slot 1 of each node can be configured for storage, either 2x 7mm drives or 1x 15mm drive per node

Tip: The ConnectX-7 NDR200/HDR adapter (feature BKSL) and the ConnectX-6 HDR/200GbE adapter (feature BKSK) can be used either standalone (maximum 2 per node or 4 per tray) or as part of a Shared I/O configuration (maximum 1 per tray).

Socket Direct

The SD665 V3 also supports a feature called Socket Direct where an adapter installed in a node is connected to both processors in that node at the same time. Socket Direct enables direct PCIe access to both processors, eliminating the need for network traffic having to traverse the inter-process bus. This optimizes overall system performance and maximum throughput for the most demanding applications and markets.

In the SD665 V3, this is achieved by installing the NVIDIA adapter in slot 2 (connects to CPU 1) and a Socket Direct cable (feature BPZH) is used to connect the adapter to the PCIe connector for slot 1 (which connects to CPU 2).

Configuration rules:

- Socket Direct requires the use of Socket Direct cable (feature BPZH)
- The adapter must be installed in Slot 2 of each node. The cable connects the adapter to the onboard connector for Slot 1
- Slot 1 must remain empty if Socket Direct is configured
- Socket Direct only operates at PCIe Gen 4 speed, however the adapter operates at Gen 4 speed on *each* link, thus matching total Gen 5 speed.

Storage host bus adapters

The SD665 V3 does not support storage host bus adapters.

Flash storage adapters

The SD665 V3 does not support Flash storage adapters.

Cooling

One of the most notable features of the ThinkSystem SD665 V3 offering is direct water cooling. Direct water cooling (DWC) is achieved by circulating the cooling water directly through cold plates that contact the CPU thermal case, DIMMs, and other high-heat-producing components in the node.

One of the main advantages of direct water cooling is the water can be relatively warm and still be effective because water conducts heat much more effectively than air. Depending on the server and power supply configuration as well as environmental factors like water and air temperature, effectively 100% of the heat can be removed by water cooling; in configurations that stay slightly below that, the rest can be easily managed by a standard computer room air conditioner. Measured data at a customer data center shows 98% heat capture at 45°C water inlet temperature and 99% heat capture at 40°C water inlet temperature and 26.6°C ambient temperature with insulated racks using the SD650-N V2.

Allowable inlet temperatures for the water can be as high as 45°C (113°F) with the SD665 V3. In most climates, water-side economizers can supply water at temperatures below 45°C for most of the year. This ability allows the data center chilled water system to be bypassed thus saving energy because the chiller is the most significant energy consumer in the data center. Typical economizer systems, such as dry-coolers, use only a fraction of the energy that is required by chillers, which produce 6-10 °C (43-50 °F) water. The facility energy savings are the largest component of the total energy savings that are realized when the SD665 V3 is deployed.

The advantages of the use of water cooling over air cooling result from water's higher specific heat capacity, density, and thermal conductivity. These features allow water to transmit heat over greater distances with much less volumetric flow and reduced temperature difference as compared to air.

For cooling IT equipment, this heat transfer capability is its primary advantage. Water has a tremendously increased ability to transport heat away from its source to a secondary cooling surface, which allows for large, more optimally designed radiators or heat exchangers rather than small, inefficient fins that are mounted on or near a heat source, such as a CPU.

The ThinkSystem SD665 V3 offering uses the benefits of water by distributing it directly to the highest heat generating node subsystem components. By doing so, the offering realizes 7% - 10% direct energy savings when compared to an air-cooled equivalent. That energy savings results from the removal of the system fans and the lower operating temp of the direct water-cooled system components.

The direct energy savings at the enclosure level, combined with the potential for significant facility energy savings, makes the SD665 V3 an excellent choice for customers that are burdened by high energy costs or with a sustainability mandate.

Water is delivered to each of the nodes from a coolant distribution unit (CDU) via the water manifold. As shown in the following figure, each manifold section attaches to an enclosure and connects directly to the water inlet and outlet connectors for each compute node to deliver water safely and reliably to and from each server tray.

The DWC Manifold is modular and is available in multiple configurations that are based on the number of enclosure drops that are required in a rack. The Manifold scales to support up to six Enclosures in a single rack, as shown in the following figure. Ordering information for the water manifold is in the [Manifold assembly](#) section.

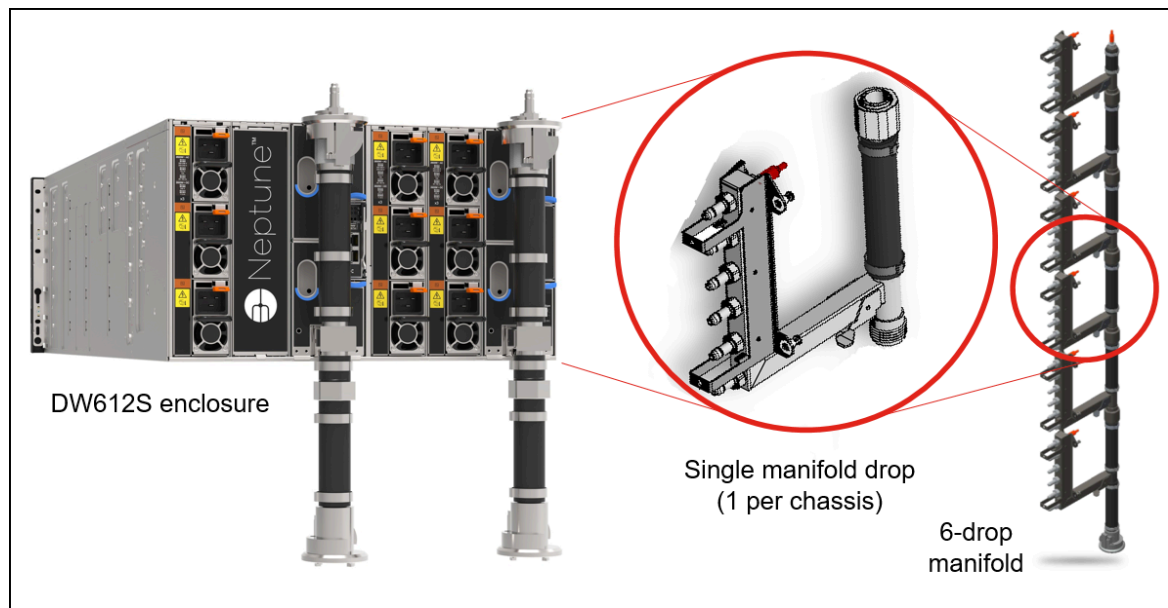


Figure 11. DW612S enclosure and manifold assembly

The water flows through the SD665 V3 tray to cool all major heat-producing components. The inlet water is split into two parallel paths, one for each node in the tray. Each path is then split further to cool the processors, memory, drives (including the M.2 drive) and adapters.

When the DW612S is configured with water-cooled power supplies, an additional water manifold is used to supply water to each of the three power supplies, as shown in the following figure. Ordering information for the manifold is in the [Manifold assembly](#) section.

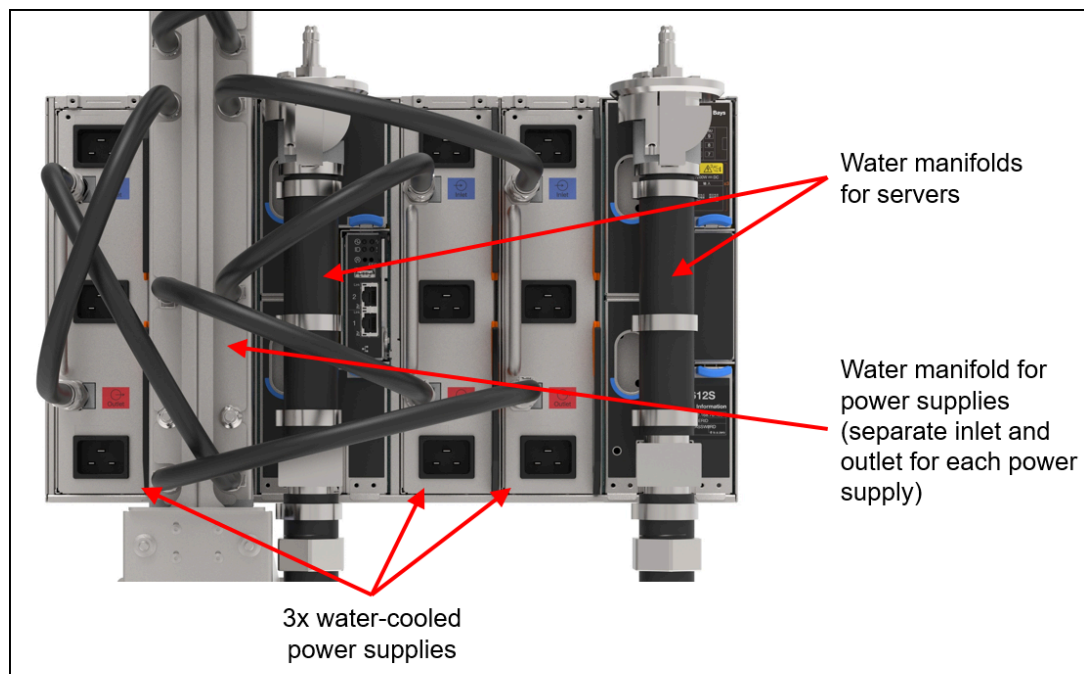


Figure 12. DW612S enclosure with water-cooled power supplies and manifold

During the manufacturing and test cycle, Lenovo's water-cooled nodes are pressure tested with Helium according to ASTM E499 / E499M – 11 (Standard Practice for Leaks Using the Mass Spectrometer Leak Detector in the Detector Probe Mode) and later again with Nitrogen to detect micro-leaks which may be undetectable by pressure testing with water and/or a water/glycol mixture as Helium and Nitrogen have smaller molecule sizes.

This approach also allows Lenovo to ship the systems pressurized without needing to send hazardous antifreeze-components to our customers.

Onsite the materials used within the water loop from the CDU to the nodes should be limited to copper alloys with brazed joints, Stainless steels with TIG and MIG welded joints and EPDM rubber. In some instances, PVC might be an acceptable choice within the facility.

The water the system is filled with must be reasonably clean, bacteria-free water (< 100 CFU/ml) such as de-mineralized water, reverse osmosis water, de-ionized water, or distilled water. It must be filtered with in-line 50 micron filter. Biocide and Corrosion inhibitors ensure a clean operation without microbiological growth or corrosion.

Lenovo Data Center Power and Cooling Services can support you in the design, implementation and maintenance of the facility water-cooling infrastructure.

Power supplies

The DW612S enclosure supports air-cooled or water-cooled power supplies. The use of water-cooled power supplies enables an even greater amount of heat can be removed from the data center using water instead of air-conditioning.

The DW612S supports the following power supply quantities, however the power needs depend on the power requirements of the installed server node trays:

- 6x or 9x air-cooled power supplies, each with one power connector
- 2x or 3x water-cooled power supplies, each with three power connectors

Tip: Use Lenovo Capacity Planner to determine the power needs for your rack installation. See the [Lenovo Capacity Planner](#) section for details.

The power supplies provide N+1 redundancy (water-cooled power supplies each count as 3), depending on population and configuration of the node trays. Power policies with no redundancy also are supported. Water-cooled power supply units contain 3 discreet power supplies, which means that with 3 water-cooled power supply units, 8+1 redundancy is supported.

Topics in this section:

- [Power supply layout](#)
- [Power supply ordering information](#)
- [Power output](#)
- [Power cables](#)

Power supply layout

Power supplies are implemented in the DW612S enclosure in vertical cages, with three air-cooled power supplies or one water-cooled power supply in each cage. The following figure shows nine air-cooled power supplies installed in three cages.

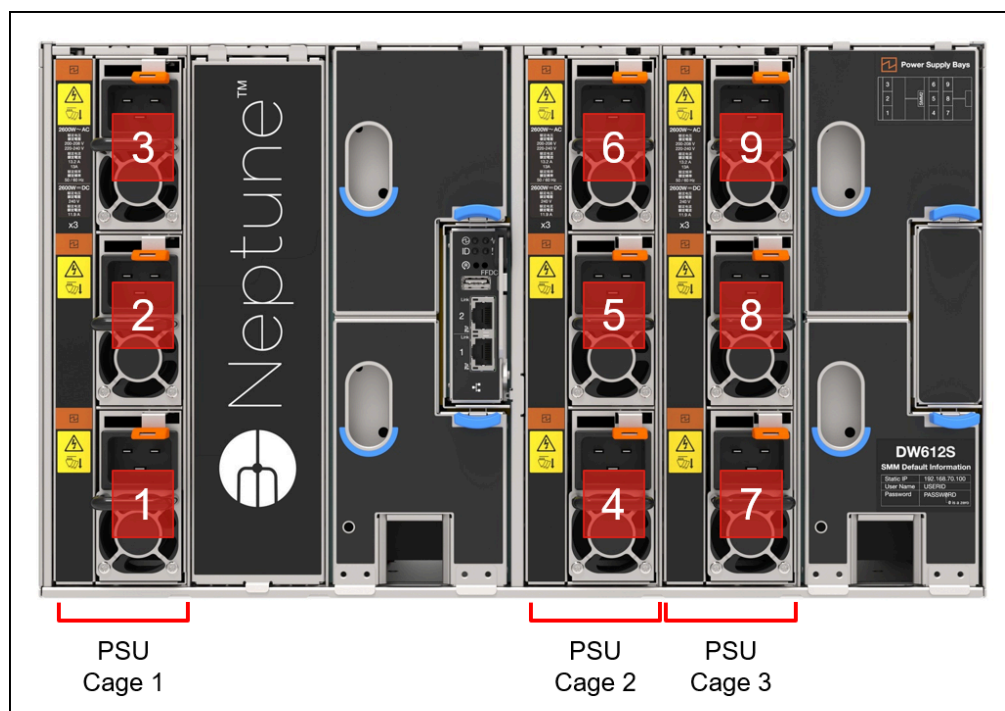


Figure 13. Power supplies and cages in the DW612S enclosure (shown with 9 air-cooled power supplies)

The following figure shows the DW612S with three water-cooled power supplies installed.




Figure 14. Power supplies and cages in the DW612S enclosure (shown with 3 water-cooled power supplies)

For configurations with six air-cooled power supplies, you can specify whether you want 3 power supplies in each of 2 cages, or you can specify if you want 2 power supplies installed in each of 3 cages. The latter means that you can later upgrade the enclosure to a total of 9 power supplies by adding one more power supply to each cage.

The following table lists the supported power supply configurations.

Table 29. Power supply cage configuration choices

Feature code	Description
BF7J	ThinkSystem DW612S 2 PSU Cage with 6 PSU Configuration
BF7K	ThinkSystem DW612S 3 PSU Cage with 6 PSU Configuration
BF7L	ThinkSystem DW612S 3 PSU Cage with 9 PSU Configuration

Power supply ordering information

The following table lists the supported power supplies for use in the DW612S enclosure with SD665 V3 nodes installed. Mixing of power supply capacities (different part number) is not supported.

Table 30. Power supply options

Part number	Feature	Description	Connector	Quantity support	80 PLUS	110V AC	220V AC	277V AC HVAC	240V DC China only
Air cooled 230V power supplies									
4P57A69999	BF7M	ThinkSystem DW612 2400W 230V Platinum Hot-Swap Gen2 Power Supply	1x C19	6, 9	Platinum	No	Yes	No	Yes
4P57A72667	BKTJ	ThinkSystem 2600W 230V Titanium Hot-Swap Gen2 Power Supply v4	1x C19	6, 9	Titanium	No	Yes	No	Yes
Air cooled HVAC power supplies									
4P57A99372	C5PL*	ThinkSystem 2600W HVAC Titanium Hot-Swap Gen2 Power Supply	1x RF-203-HP	6, 9	Titanium	No	No	Yes	No
Water cooled 230V power supplies									
4P57A72669	BKTK	ThinkSystem DW612S 7200W 230V Titanium Gen2 Power Supply	3x C19	2, 3	Titanium	No	Yes	No	Yes

* Only offered in USA; not available in other markets

The power supply units have the following features:

- 80 PLUS Platinum or Titanium certified as listed in the table above
- Supports N+1 power redundancy or non-redundant power configurations:
 - For air-cooled power supplies: 5+1 (for 6 PSUs) or 8+1 (for 9 PSUs)
 - For water-cooled power supplies: 5+1 (for 2 PSUs) or 8+1 (for 3 PSUs)
- Power management configured through the SMM
- Integrated 25K RPM fan
- Built-in overload and surge protection
- 230V AC power supplies support high-range voltage only; 110V AC not supported

Power output

The power rating of each power supply (2400W or 2600W) is dependent on the voltage of the input supply. A 208V supply will be able to generate less power than a 240V supply for example. You will need to take this into consideration when determining your power needs. The following table provides the details for each supported power supply unit. A yellow cell indicates lower power availability than the rated power.

Table 31. Power availability based on the voltage of the supply

Description	2400W 230V Platinum Power Supply	2600W 230V Titanium Power Supply	7200W 230V Titanium Power Supply
Power Rating	2400W	2600W	7200W
Output with 200-208Vac supply	2400W	2400W	6900W
Output with 220-240Vac supply	2400W	2600W	7200W

Power cables

The power supplies in the DW612S enclosure have C19 connectors and support the following rack power cables.

Table 32. C19 rack power cables

Part number	Feature code	Description
4L67A86677	BPJ0	0.5m, 16A/100-250V, C19 to C20 Jumper Cord
4L67A86678	B4L0	1.0m, 16A/100-250V, C19 to C20 Jumper Cord
4L67A86679	B4L1	1.5m, 16A/100-250V, C19 to C20 Jumper Cord
4L67A86680	B4L2	2.0m, 16A/100-250V, C19 to C20 Jumper Cord
39Y7916	6252	2.5m, 16A/100-240V, C19 to IEC 320-C20 Rack Power Cable
4L67A86681	B4L3	4.3m, 16A/100-250V, C19 to C20 Jumper Cord

For the HVAC power supply, the rack power cable listed in the following table is supported.

Table 33. DW612S power cords

Part number	Feature code	Description
4L67B01016	C63P	1M, 15A/200-277V HVAC, RF203 to Anderson 2316G Jumper Cord

System Management

The SD665 V3 contains an integrated service processor, XClarity Controller 2 (XCC), which provides advanced control, monitoring, and alerting functions. The XCC2 is based on the AST2600 baseboard management controller (BMC) using a dual-core ARM Cortex A7 32-bit RISC service processor running at 1.2 GHz.

Topics in this section:

- [Local console](#)
- [External Diagnostics Handset](#)
- [System status with XClarity Mobile](#)
- [Remote management](#)
- [XCC2 Platinum](#)
- [Remote management using the SMM](#)
- [Lenovo HPC & AI Software Stack](#)
- [Lenovo XClarity Provisioning Manager](#)
- [Lenovo XClarity Essentials](#)
- [Lenovo XClarity One](#)
- [Lenovo XClarity Administrator](#)
- [Lenovo XClarity Integrators](#)
- [Lenovo XClarity Energy Manager](#)
- [Lenovo Capacity Planner](#)

Local console

The SD665 V3 node supports a local console with the use of a console breakout cable. The cable connects to the port on the front of the node as shown in the following figure.




Figure 15. Console breakout cable

The cable has the following connectors:

- VGA port
- Serial port
- USB 3.1 Gen 1 (5 Gb/s) port

Tip: USB 3.0 was renamed to USB 3.1 Gen 1 by the USB Implementers Forum. The terms "USB 3.0" and "USB 3.1 Gen 1" are used interchangeably - both offer a 5 Gb/s USB connection.

As well as local console functions, the USB port on the breakout cable also supports the use of the XClarity Mobile app as described in the next section.

Ordering information for the cable is listed in the following table.

Table 34. Console breakout cable ordering information

Part number	Feature code	Description
4X97A83213	1410 BMJB	ThinkSystem USB 3.0 Console Breakout Cable for Dense Systems v2

External Diagnostics Handset

The SD665 V3 has a port to connect an External Diagnostics Handset as shown in the following figure.

The External Diagnostics Handset allows quick access to system status, firmware, network, and health information. The LCD display on the panel and the function buttons give you access to the following information:

- Active alerts
- Status Dashboard
- System VPD: machine type & mode, serial number, UUID string
- System firmware levels: UEFI and XCC firmware
- XCC network information: hostname, MAC address, IP address, DNS addresses
- Environmental data: Ambient temperature, CPU temperature, AC input voltage, estimated power consumption
- Active XCC sessions
- System reset action

The handset has a magnet on the back of it to allow you to easily mount it on a convenient place on any rack cabinet.




Figure 16. SD665 V3 External Diagnostics Handset

Ordering information for the External Diagnostics Handset with is listed in the following table.


Table 35. External Diagnostics Handset ordering information

Part number	Feature code	Description
4TA7A64874	1410 BEUX	ThinkSystem External Diagnostics Handset

System status with XClarity Mobile

The XClarity Mobile app includes a tethering function where you can connect your Android or iOS device to the server via USB to see the status of the server.

The steps to connect the mobile device are as follows:

1. Enable USB Management on the server, by holding down the ID button for 3 seconds (or pressing the dedicated USB management button if one is present)
2. Connect the mobile device via a USB cable to the server's USB port with the management symbol 
3. In iOS or Android settings, enable Personal Hotspot or USB Tethering
4. Launch the Lenovo XClarity Mobile app

Once connected you can see the following information:

- Server status including error logs (read only, no login required)
- Server management functions (XClarity login credentials required)

Remote management

The 1Gb onboard port and one of the 25Gb onboard ports (port 1) on the front of the SD665 V3 offer a connection to the XCC for remote management. This shared-NIC functionality allows the ports to be used both for operating system networking and for remote management.

Remote server management is provided through industry-standard interfaces:

- Intelligent Platform Management Interface (IPMI) Version 2.0
- Simple Network Management Protocol (SNMP) Version 3 (no SET commands; no SNMP v1)
- Common Information Model (CIM-XML)
- Representational State Transfer (REST) support
- Redfish support (DMTF compliant)
- Web browser - HTML 5-based browser interface (Java and ActiveX not required) using a responsive design (content optimized for device being used - laptop, tablet, phone) with NLS support

The 1Gb port and 25Gb Port 1 support NC-SI. You can enable NC-SI in the factory using the feature codes listed in the following table. If neither feature code is selected, both ports will have NC-SI disabled.

Table 36. Enabling NC-SI on the embedded network ports

Feature code	Description
BEXY	ThinkSystem NC-SI enabled on SFP28 Port (Port 1)
BEXZ	ThinkSystem NC-SI enabled on RJ45 Port

IPMI via the Ethernet port (IPMI over LAN) is supported, however it is disabled by default. For CTO orders you can specify whether you want the feature enabled or disabled in the factory, using the feature codes listed in the following table.

Table 37. IPMI-over-LAN settings

Feature code	Description
B7XZ	Disable IPMI-over-LAN (default)
B7Y0	Enable IPMI-over-LAN

XCC2 Platinum

The XCC2 service processor in the SD665 V3 supports an upgrade to the Platinum level of features. Compared to the XCC functions of ThinkSystem V2 and earlier systems, Platinum adds the same features as Enterprise and Advanced levels in ThinkSystem V2, plus additional features.

XCC2 Platinum adds the following Enterprise and Advanced functions:

- Remotely viewing video with graphics resolutions up to 1600x1200 at 75 Hz with up to 23 bits per pixel, regardless of the system state
- Remotely accessing the server using the keyboard and mouse from a remote client
- International keyboard mapping support
- Syslog alerting
- Redirecting serial console via SSH
- Component replacement log (Maintenance History log)
- Access restriction (IP address blocking)
- Lenovo SED security key management
- Displaying graphics for real-time and historical power usage data and temperature
- Boot video capture and crash video capture
- Virtual console collaboration - Ability for up to 6 remote users to be log into the remote session simultaneously
- Remote console Java client
- Mapping the ISO and image files located on the local client as virtual drives for use by the server
- Mounting the remote ISO and image files via HTTPS, SFTP, CIFS, and NFS
- System utilization data and graphic view
- Single sign on with Lenovo XClarity Administrator
- Update firmware from a repository
- License for XClarity Energy Manager

Note: The SD665 V3 does not support Power capping.

XCC2 Platinum also adds the following features that are new to XCC2:

- System Guard - Monitor hardware inventory for unexpected component changes, and simply log the event or prevent booting
- Enterprise Strict Security mode - Enforces CNSA 1.0 level security
- Neighbor Group - Enables administrators to manage and synchronize configurations and firmware level across multiple servers

Ordering information is listed in the following table. XCC2 Platinum is a software license upgrade - no additional hardware is required.

Table 38. XCC2 Platinum license upgrade

Part number	Feature code	Description
7S0X000KWW	SBCV	Lenovo XClarity Controller 2 (XCC2) Platinum Upgrade

With XCC2 Platinum, for CTO orders, you can request that System Guard be enabled in the factory and the first configuration snapshot be recorded. To add this to an order, select feature code listed in the following table. The selection is made in the Security tab of the DCSC configurator.

Table 39. Enable System Guard in the factory (CTO orders)

Feature code	Description
BUT2	Install System Guard

For more information about System Guard, see https://pubs.lenovo.com/xcc2/NN1ia_c_systemguard

Remote management using the SMM

The DW612S enclosure includes a System Management Module 2 (SMM), installed in the rear of the enclosure. See [Enclosure rear view](#) for the location of the SMM. The SMM provides remote management of both the enclosure and the individual servers installed in the enclosure. The SMM can be accessed through a web browser interface and via Intelligent Platform Management Interface (IPMI) 2.0 commands.

The SMM provides the following functions:

- Remote connectivity to XCC controllers in each node in the enclosure
- Node-level reporting and control (for example, node virtual reseal/reset)
- Enclosure power management
- Enclosure thermal management
- Enclosure inventory

The following figure shows the LEDs and connectors of the SMM.




Figure 17. System management module in the DW612S enclosure

The SMM has the following ports and LEDs:

- 2x Gigabit Ethernet RJ45 ports for remote management access
- USB port and activation button for service

- SMM reset button
- System error LED (yellow)
- Identification (ID) LED (blue)
- Status LED (green)
- System power LED (green)

The USB service button and USB service port are used to gather service data in the event of an error. Pressing the service button copies First Failure Data Collection (FFDC) data to a USB key installed in the USB service port. The reset button is used to perform an SMM reset (short press) or to restore the SMM back to factory defaults (press for 4+ seconds).

The use of two RJ45 Ethernet ports enables the ability to daisy-chain the Ethernet management connections thereby reducing the number of ports you need in your management switches and reducing the overall cable density needed for systems management. With this feature you can connect the first SMM to your management network and the SMM in a second enclosure connects to the first SMM. The SMM in the third enclosure can then connect to the SMM in the second enclosure.

Up to 7 enclosures can be connected in a daisy-chain configuration and all servers in those enclosures can be managed remotely via one single Ethernet connection.

Notes:

- If you are using IEEE 802.1D spanning tree protocol (STP) then at most 6 enclosures can be connected together
- Do not form a loop with the network cabling. The dual-port SMM at the end of the chain should not be connected back to the switch that is connected to the top of the SMM chain.

Lenovo HPC & AI Software Stack

The Lenovo HPC & AI Software Stack combines open-source with proprietary best-of-breed Supercomputing software to provide the most consumable open-source HPC software stack embraced by all Lenovo HPC customers.

It provides a fully tested and supported, complete but customizable HPC software stack to enable the administrators and users in optimally and environmentally sustainable utilizing their Lenovo Supercomputers.

The Lenovo HPC & AI Software Stack is built on the most widely adopted and maintained HPC community software for orchestration and management. It integrates third party components especially around programming environments and performance optimization to complement and enhance the capabilities, creating the organic umbrella in software and service to add value for our customers.

The key open-source components of the software stack are as follows:

- **Confluent Management**
Confluent is Lenovo-developed open-source software designed to discover, provision, and manage HPC clusters and the nodes that comprise them. Confluent provides powerful tooling to deploy and update software and firmware to multiple nodes simultaneously, with simple and readable modern software syntax.
- **SLURM Orchestration**
Slurm is integrated as an open source, flexible, and modern choice to manage complex workloads for faster processing and optimal utilization of the large-scale and specialized high-performance and AI resource capabilities needed per workload provided by Lenovo systems. Lenovo provides support in partnership with SchedMD.

- LiCO Webportal

Lenovo Intelligent Computing Orchestration (LiCO) is a Lenovo-developed consolidated Graphical User Interface (GUI) for monitoring, managing and using cluster resources. The webportal provides workflows for both AI and HPC, and supports multiple AI frameworks, including TensorFlow, Caffe, Neon, and MXNet, allowing you to leverage a single cluster for diverse workload requirements.

- Energy Aware Runtime

EAR is a powerful European open-source energy management suite supporting anything from monitoring over power capping to live-optimization during the application runtime. Lenovo is collaborating with Barcelona Supercomputing Centre (BSC) and EAS4DC on the continuous development and support and offers three versions with differentiating capabilities.

For more information and ordering information, see the Lenovo HPC & AI Software Stack product guide:

<https://lenovopress.com/lp1651>

Lenovo XClarity Provisioning Manager

Lenovo XClarity Provisioning Manager (LXPM) is a UEFI-based application embedded in ThinkSystem servers and accessible via the F1 key during system boot.

LXPM provides the following functions:

- Graphical UEFI Setup
- System inventory information and VPD update
- System firmware updates (UEFI and XCC)
- RAID setup wizard
- OS installation wizard (including unattended OS installation)
- Diagnostics functions

Lenovo XClarity Essentials

Lenovo offers the following XClarity Essentials software tools that can help you set up, use, and maintain the server at no additional cost:

- Lenovo Essentials OneCLI

OneCLI is a collection of server management tools that uses a command line interface program to manage firmware, hardware, and operating systems. It provides functions to collect full system health information (including health status), configure system settings, and update system firmware and drivers.

- Lenovo Essentials UpdateXpress

The UpdateXpress tool is a standalone GUI application for firmware and device driver updates that enables you to maintain your server firmware and device drivers up-to-date and help you avoid unnecessary server outages. The tool acquires and deploys individual updates and UpdateXpress System Packs (UXSPs) which are integration-tested bundles.

- Lenovo Essentials Bootable Media Creator

The Bootable Media Creator (BOMC) tool is used to create bootable media for offline firmware update.

For more information and downloads, visit the Lenovo XClarity Essentials web page:

<http://support.lenovo.com/us/en/documents/LNVO-center>

Lenovo XClarity One

Lenovo XClarity One is a hybrid cloud-based unified Management-as-a-Service (MaaS) platform, built for growing enterprises. XClarity One is powered by Lenovo Smarter Support, a powerful AI-driven platform that leverages predictive analytics to enhance the performance, reliability, and overall efficiency of Lenovo servers.

XClarity One is the next milestone in Lenovo's portfolio of systems management products. Now you can leverage the benefits of a true next-generation, hybrid cloud-based solution for the deployment, management, and maintenance of your infrastructure through a single, centralized platform that delivers a consistent user experience across all Lenovo products.

Key features include:

- **AI-powered Automation**

Harnesses the power of AI and predictive analytics to enhance the performance and reliability of your infrastructure with proactive protection.

- **AI-Powered Predictive Failure Analytics** - predict maintenance needs before the failure occurs, with the ability to visualize aggregated actions in customer dashboard.
- **AI-Powered Call-Home** - A Call-Home serviceable event opens a support ticket automatically, leveraging AI technology for problem determination and fast resolution.
- **AI-Powered Premier Support with Auto CRU** - uses AI to automatically dispatch parts and services, reducing service costs and minimizing downtime.

- **Secure Management Hub**

Lenovo's proprietary Management Hub is an on-premises virtual appliance that acts as the bridge between your infrastructure and the cloud.

- **On-Premises Security with Cloud Flexibility** - your infrastructure has no direct connection to the cloud, greatly reducing your attack surface from external threats while still having the deployment benefits, flexibility, and scalability of a cloud solution.
- **Authentication and Authorization** - built on a Zero Trust Architecture and requiring OTP Application authentication for all users to handle the support of all customers' servers and client devices. Role-based access controls help define and restrict permissions based on user roles.

- **AI-Powered Management**

Go beyond standard system management leveraging AI algorithms to continuously learn from data patterns to optimize performance and predict potential issues before they impact operations.

- **AI Customizable Insights and Reporting** - Customize AI-generated insights and reports to align with specific business objectives, enabling data-driven decision-making and strategic planning.
- **AI-driven scalability and flexibility** - Guided with AI-driven predictions, the platform supports dynamic scaling of resources based on workload demands.
- **Monitor and Change** - AI Advanced analytics capabilities providing deep insights into server performance, resource utilization, and security threats, to detect anomalies and suggest optimizations in real-time. NLP capabilities enabling administrators to interact with the platform using voice commands or text queries.
- **Upward Integration** - Integrated with Lenovo Open Cloud Automation (LOC-A), Lenovo Intelligent Computer Orchestration (LiCO) and AIOps engines providing an end-to-end management architecture across Lenovo infrastructure and devices solutions.
- **Cross-Platform Compatibility** - Compatibility across different server types and cloud environments

Lenovo XClarity One is an optional management component. License information for XClarity One is listed in the following table.

Table 40. XClarity One license information

Part number	Feature code	Description
7S0X000LWW	SCJC	XClarity One - Managed Device, Per Endpoint w/1 Yr SW S&S
7S0X000MWW	SCJD	XClarity One - Managed Device, Per Endpoint w/3 Yr SW S&S
7S0X000NWW	SCJE	XClarity One - Managed Device, Per Endpoint w/5 Yr SW S&S

For more information, see these resources:

- Lenovo XClarity One datasheet:
<https://lenovopress.lenovo.com/ds0188-lenovo-xclarity-one>
- Lenovo XClarity One product guide:
<https://lenovopress.lenovo.com/lp1992-lenovo-xclarity-one>

Lenovo XClarity Administrator

Lenovo XClarity Administrator is a centralized resource management solution designed to reduce complexity, speed response, and enhance the availability of Lenovo systems and solutions. It provides agent-free hardware management for ThinkSystem servers. The administration dashboard is based on HTML 5 and allows fast location of resources so tasks can be run quickly.

Because Lenovo XClarity Administrator does not require any agent software to be installed on the managed endpoints, there are no CPU cycles spent on agent execution, and no memory is used, which means that up to 1GB of RAM and 1 - 2% CPU usage is saved, compared to a typical managed system where an agent is required.

Lenovo XClarity Administrator is an optional software component for the SD665 V3. The software can be downloaded and used at no charge to discover and monitor the SD665 V3 and to manage firmware upgrades.

If software support is required for Lenovo XClarity Administrator, or premium features such as configuration management and operating system deployment are required, Lenovo XClarity Pro software subscription should be ordered. Lenovo XClarity Pro is licensed on a per managed system basis, that is, each managed Lenovo system requires a license.

The following table lists the Lenovo XClarity software license options.

Table 41. Lenovo XClarity Pro ordering information

Part number	Feature code	Description
00MT201	1339	Lenovo XClarity Pro, per Managed Endpoint w/1 Yr SW S&S
00MT202	1340	Lenovo XClarity Pro, per Managed Endpoint w/3 Yr SW S&S
00MT203	1341	Lenovo XClarity Pro, per Managed Endpoint w/5 Yr SW S&S
7S0X000HWW	SAYV	Lenovo XClarity Pro, per Managed Endpoint w/6 Yr SW S&S
7S0X000JWW	SAYW	Lenovo XClarity Pro, per Managed Endpoint w/7 Yr SW S&S

Lenovo XClarity Administrator offers the following standard features that are available at no charge:

- Auto-discovery and monitoring of Lenovo systems
- Firmware updates and compliance enforcement
- External alerts and notifications via SNMP traps, syslog remote logging, and e-mail
- Secure connections to managed endpoints
- NIST 800-131A or FIPS 140-3 compliant cryptographic standards between the management solution and managed endpoints
- Integration into existing higher-level management systems such as cloud automation and orchestration tools through REST APIs, providing extensive external visibility and control over hardware resources
- An intuitive, easy-to-use GUI
- Scripting with Windows PowerShell, providing command-line visibility and control over hardware resources

Lenovo XClarity Administrator offers the following premium features that require an optional Pro license:

- Pattern-based configuration management that allows to define configurations once and apply repeatedly without errors when deploying new servers or redeploying existing servers without disrupting the fabric
- Bare-metal deployment of operating systems and hypervisors to streamline infrastructure provisioning

For more information, refer to the Lenovo XClarity Administrator Product Guide:

<http://lenovopress.com/tips1200>

Lenovo XClarity Integrators

Lenovo also offers software plug-in modules, Lenovo XClarity Integrators, to manage physical infrastructure from leading external virtualization management software tools including those from Microsoft and VMware.

These integrators are offered at no charge, however if software support is required, a Lenovo XClarity Pro software subscription license should be ordered.

Lenovo XClarity Integrators offer the following additional features:

- Ability to discover, manage, and monitor Lenovo server hardware from VMware vCenter or Microsoft System Center
- Deployment of firmware updates and configuration patterns to Lenovo x86 [rack servers](#) and Flex System from the virtualization management tool
- Non-disruptive server maintenance in clustered environments that reduces workload downtime by dynamically migrating workloads from affected hosts during rolling server updates or reboots
- Greater service level uptime and assurance in clustered environments during unplanned hardware events by dynamically triggering workload migration from impacted hosts when impending hardware failures are predicted

For more information about all the available Lenovo XClarity Integrators, see the Lenovo XClarity Administrator Product Guide: <https://lenovopress.com/tips1200-lenovo-xclarity-administrator>

Lenovo XClarity Energy Manager

Lenovo XClarity Energy Manager (LXEM) is a power and temperature management solution for data centers. It is an agent-free, web-based console that enables you to monitor and manage power consumption and temperature in your data center through the management console.

LXEM is a licensed product. A single-node LXEM license is included with the XClarity Controller Platinum upgrade as described in the [XCC2 Platinum](#) section. If your server does not have the XCC Platinum upgrade, Energy Manager licenses can be ordered as shown in the following table.

Table 42. Lenovo XClarity Energy Manager

Part number	Description
4L40E51621	Lenovo XClarity Energy Manager Node License (1 license needed per server)

Note: The SD665 V3 does not support the following Energy Manager functions:

- Power capping
- Policy-based management

For more information about XClarity Energy Manager, see the following resources:

- Lenovo Support page:
<https://datacentersupport.lenovo.com/us/en/solutions/Invo-lxem>
- User Guide for XClarity Energy Manager:
<https://pubs.lenovo.com/lxem/>

Lenovo Capacity Planner

Lenovo Capacity Planner is a power consumption evaluation tool that enhances data center planning by enabling IT administrators and pre-sales professionals to understand various power characteristics of racks, servers, and other devices. Capacity Planner can dynamically calculate the power consumption, current, British Thermal Unit (BTU), and volt-ampere (VA) rating at the rack level, improving the planning efficiency for large scale deployments.

For more information, refer to the Capacity Planner web page:
<http://datacentersupport.lenovo.com/us/en/solutions/Invo-lcp>

Security

Topics in this section:

- [Security features](#)
- [Platform Firmware Resiliency - Lenovo ThinkShield](#)
- [Security standards](#)

Security features

The server offers the following electronic security features:

- System Guard (part of [XCC Platinum](#)) - Proactive monitoring of hardware inventory for unexpected component changes
- Administrator and power-on password
- Trusted Platform Module (TPM) supporting TPM 2.0 (no support for TPM 1.2)
- Support for an optional NationZ TPM 2.0, available only in China (CTO only)

The server is NIST SP 800-147B compliant.

The following table lists the security options for the SD665 V3.

Table 43. Security features

Part number	Feature code	Description
CTO only	BQQT	ThinkSystem NationZ PRC TPM 2.0 for SD665 V3/SD665-N V3 (China customers only)

Platform Firmware Resiliency - Lenovo ThinkShield

Lenovo's ThinkShield Security is a transparent and comprehensive approach to security that extends to all dimensions of our data center products: from development, to supply chain, and through the entire product lifecycle.

The ThinkSystem SD665 V3 includes Platform Firmware Resiliency (PFR) hardware Root of Trust (RoT) which enables the system to be NIST SP800-193 compliant. This offering further enhances key platform subsystem protections against unauthorized firmware updates and corruption, to restore firmware to an integral state, and to closely monitor firmware for possible compromise from cyber-attacks.

PFR operates upon the following server components:

- UEFI image – the low-level server firmware that connects the operating system to the server hardware
- XCC image – the management “engine” software that controls and reports on the server status separate from the server operating system
- FPGA image – the code that runs the server’s lowest level hardware controller on the motherboard

The Lenovo Platform Root of Trust Hardware performs the following three main functions:

- Detection – Measures the firmware and updates for authenticity
- Recovery – Recovers a corrupted image to a known-safe image
- Protection – Monitors the system to ensure the known-good firmware is not maliciously written

These enhanced protection capabilities are implemented using a dedicated, discrete security processor whose implementation has been rigorously validated by leading third-party security firms. Security evaluation results and design details are available for customer review – providing unprecedented transparency and assurance.

The SD665 V3 includes support for Secure Boot, a UEFI firmware security feature developed by the UEFI Consortium that ensures only immutable and signed software are loaded during the boot time. The use of Secure Boot helps prevent malicious code from being loaded and helps prevent attacks, such as the installation of rootkits. Lenovo offers the capability to enable secure boot in the factory, to ensure end-to-end protection. Alternatively, Secure Boot can be left disabled in the factory, allowing the customer to enable it themselves at a later point, if desired.

The following table lists the relevant feature code(s).

Table 44. Secure Boot options

Part number	Feature code	Description	Purpose
CTO only	B0MK	Enable TPM 2.0	Configure the system without Secure Boot enabled. Customers can enable Secure Boot later if desired.
CTO only	C1GD	ST45 V3 TPM 2.0 for WW	

Tip: If Secure Boot is not enabled in the factory, it can be enabled later by the customer. However once Secure Boot is enabled, it cannot be disabled.

Security standards

The SD665 V3 supports the following security standards and capabilities:

- **Industry Standard Security Capabilities**
 - AMD CPU Enablement
 - AES-NI (Advanced Encryption Standard New Instructions)
 - GMET (Guest Mode Execute Trap)

- Hardware-based side channel attack resilience enhancements
 - NX (No eXecute)
 - PSB (Platform Secure Boot)
 - Shadow Stack
 - SEV (Secure Encrypted Virtualization)
 - SEV-ES (Encrypted State register encryption)
 - SEV-SNP (Secure Nested Paging)
 - SVM (Secure Virtual Machine)
 - SME (Secure Memory Encryption)
 - UMIP (User Mode Instruction Prevention)
 - Microsoft Windows Security Enablement
 - Credential Guard
 - Device Guard
 - Host Guardian Service
 - TCG (Trusted Computing Group) TPM (Trusted Platform Module) 2.0
 - UEFI (Unified Extensible Firmware Interface) Forum Secure Boot
 - **Hardware Root of Trust and Security**
 - Independent security subsystem providing platform-wide NIST SP800-193 compliant Platform Firmware Resilience (PFR)
 - Host domain RoT supplemented by AMD Platform Secure Boot (PSB)
 - Management domain RoT supplemented by the Secure Boot features of XCC
 - **Platform Security**
 - Boot and run-time firmware integrity monitoring with rollback to known-good firmware (e.g., “self-healing”)
 - Non-volatile storage bus security monitoring and filtering
 - Resilient firmware implementation, such as to detect and defeat unauthorized flash writes or SMM (System Management Mode) memory incursions
 - Patented IPMI KCS channel privileged access authorization (USPTO Patent# 11,256,810)
 - Host and management domain authorization, including integration with CyberArk for enterprise password management
 - KMIP (Key Management Interoperability Protocol) compliant, including support for IBM SKLM and Thales KeySecure
 - Reduced “out of box” attack surface
 - Configurable network services
 - FIPS 140-3 (in progress) validated cryptography for XCC
 - CNSA Suite 1.0 Quantum-resistant cryptography for XCC
 - Lenovo System Guard
- For more information on platform security, see the paper “How to Harden the Security of your ThinkSystem Server and Management Applications” available from <https://lenovopress.com/lp1260-how-to-harden-the-security-of-your-thinksystem-server>.
- **Standards Compliance and/or Support**
 - NIST SP800-131A rev 2 “Transitioning the Use of Cryptographic Algorithms and Key Lengths”
 - NIST SP800-147B “BIOS Protection Guidelines for Servers”
 - NIST SP800-193 “Platform Firmware Resiliency Guidelines”
 - ISO/IEC 11889 “Trusted Platform Module Library”
 - Common Criteria TCG Protection Profile for “PC Client Specific TPM 2.0”

- European Union Commission Regulation 2019/424 (“ErP Lot 9”) “Ecodesign Requirements for Servers and Data Storage Products” Secure Data Deletion
- Optional FIPS 140-2 validated Self-Encrypting Disks (SEDs) with external KMIP-based key management
- **Product and Supply Chain Security**
 - Suppliers validated through Lenovo’s Trusted Supplier Program
 - Developed in accordance with Lenovo’s Secure Development Lifecycle (LSDL)
 - Continuous firmware security validation through automated testing, including static code analysis, dynamic network and web vulnerability testing, software composition analysis, and subsystem-specific testing, such as UEFI security configuration validation
 - Ongoing security reviews by US-based security experts, with attestation letters available from our third-party security partners
 - Digitally signed firmware, stored and built on US-based infrastructure and signed on US-based Hardware Security Modules (HSMs)
 - TAA (Trade Agreements Act) compliant manufacturing, by default in Mexico for North American markets with additional US and EU manufacturing options
 - US 2019 NDAA (National Defense Authorization Act) Section 889 compliant

Operating system support

The SD665 V3 with 5th Gen AMD EPYC processors supports the following operating systems:

- Red Hat Enterprise Linux 8.10
- Red Hat Enterprise Linux 9.4
- Red Hat Enterprise Linux 9.6
- Red Hat Enterprise Linux 10.0
- SUSE Linux Enterprise Server 15 SP6
- SUSE Linux Enterprise Server 15 SP7
- Ubuntu 22.04 LTS 64-bit
- Ubuntu 24.04 LTS 64-bit

The SD665 V3 with 4th Gen AMD EPYC processors supports the following operating systems:

- Red Hat Enterprise Linux 8.6
- Red Hat Enterprise Linux 8.8
- Red Hat Enterprise Linux 8.9
- Red Hat Enterprise Linux 8.10
- Red Hat Enterprise Linux 9.0
- Red Hat Enterprise Linux 9.2
- Red Hat Enterprise Linux 9.3
- Red Hat Enterprise Linux 9.4
- Red Hat Enterprise Linux 9.6
- Red Hat Enterprise Linux 10.0
- SUSE Linux Enterprise Server 15 SP4
- SUSE Linux Enterprise Server 15 SP5
- SUSE Linux Enterprise Server 15 SP6
- SUSE Linux Enterprise Server 15 SP7
- SUSE Linux Enterprise Server 15 Xen SP4
- SUSE Linux Enterprise Server 15 Xen SP5
- Ubuntu 20.04 LTS 64-bit
- Ubuntu 22.04 LTS 64-bit
- Ubuntu 24.04 LTS 64-bit

The server is also certified or tested with the following operating systems:

- Ubuntu
- Rocky Linux
- AlmaLinux

For a complete list of supported, certified and tested operating systems, plus additional details and links to relevant web sites, see the Operating System Interoperability Guide:

- 5th Gen AMD EPYC: <https://lenovopress.lenovo.com/osig#servers=sd665-n-v3-5th-gen-epyc-7daz&support=all>
- 4th Gen AMD EPYC: <https://lenovopress.lenovo.com/osig#servers=sd665-n-v3-4th-gen-epyc-7daz&support=all>

Also review the latest LeSI Best Recipe to see the operating systems that are supported via Lenovo Scalable Infrastructure (LeSI):

<https://support.lenovo.com/us/en/solutions/HT505184#5>

Physical and electrical specifications

Six SD665 V3 server trays are installed in the DW612S enclosure. Each SD665 V3 tray has the following dimensions:

- Width: 438 mm (17.2 inches)
- Height: 41 mm (1.6 inches)
- Depth: 714 mm (28.1 inches) (769 mm, including the water connections at the rear of the server)

The DW612S enclosure has the following overall physical dimensions, excluding components that extend outside the standard chassis, such as EIA flanges, front security bezel (if any), and power supply handles:

- Width: 447 mm (17.6 inches)
- Height: 264 mm (10.4 inches)
- Depth: 933 mm (36.7 inches)

The following table lists the detailed dimensions. See the figure below for the definition of each dimension.

Table 45. Detailed dimensions

Dimension	Description
483 mm	X_a = Width, to the outsides of the front EIA flanges
447 mm	X_b = Width, to the rack rail mating surfaces
447 mm	X_c = Width, to the outer most chassis body feature
264 mm	Y_a = Height, from the bottom of chassis to the top of the chassis
916 mm	Z_a = Depth, from the rack flange mating surface to the rearmost I/O port surface
916 mm	Z_b = Depth, from the rack flange mating surface to the rearmost feature of the chassis body
972 mm	Z_c = Depth, from the rack flange mating surface to the rearmost feature such as power supply handle
17 mm	Z_d = Depth, from the forwardmost feature on front of EIA flange to the rack flange mating surface
17 mm	Z_e = Depth, from the front of security bezel (if applicable) or forwardmost feature to the rack flange mating surface

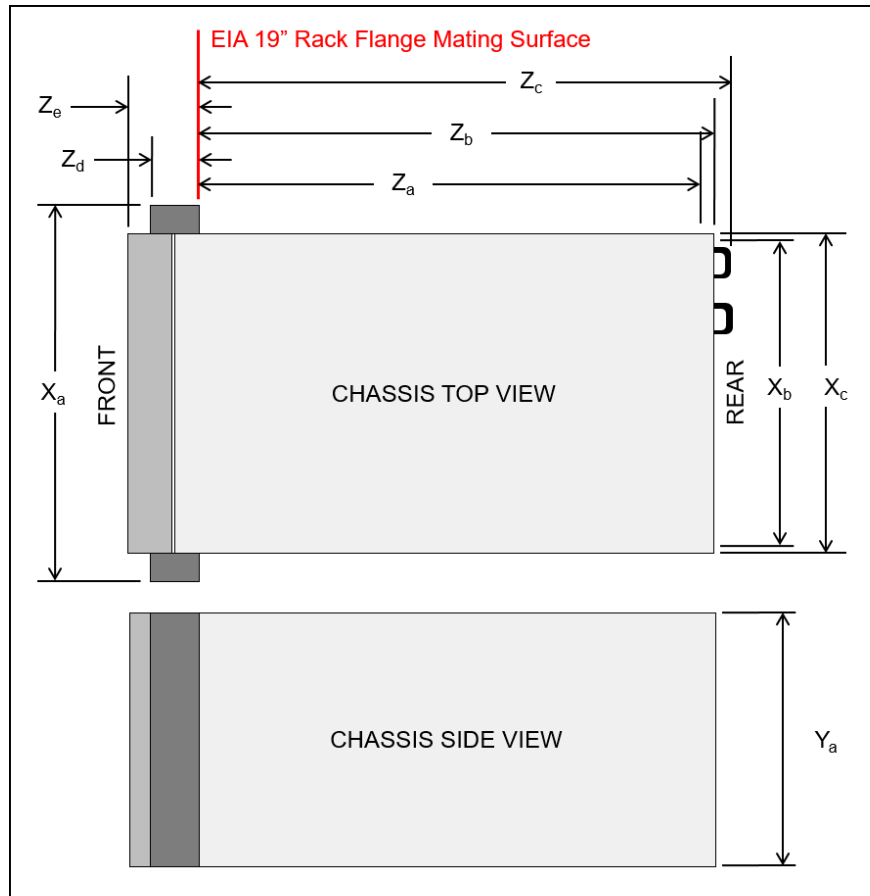


Figure 18. Enclosure dimensions

The SD665 V3 tray has the following maximum weight:

- 23.6 kg (52.0 lb)

The DW612S enclosure has the following weight:

- Empty enclosure (with midplane and cables): 24.3 kg (53.5 lb)
- Fully configured enclosure:
 - With 9x air-cooled power supplies and 6x SD665 V3 server trays (12 nodes): 182.9 kg (403 lb) (without water manifold)
 - with 3x water-cooled power supplies and 6x SD665 V3 server trays (12 nodes): 188.7 kg (416 lb) (without water manifold)

The enclosure has the following electrical specifications for AC input power supplies:

- Input voltage:
 - 200 to 240 (nominal) Vac, 50 Hz or 60 Hz
 - 180 to 300 Vdc (China only)
- Max current for 2600W power supplies:
 - 200-208V AC: 13.2A
 - 220-240V AC: 13A
 - 240V DC: 11.9A (China only)
- Max current for 7200W power supplies (each of 3 inputs):
 - 200-208V AC: 12.7A
 - 220-240V AC: 12A

- 240V DC: 11A (China only)

Operating environment

The SD665 V3 server trays and DW612S enclosure are supported in the following environment:

Water requirements

- Water Temperature: ASHRAE W45: up to 45°C (113°F) at the manifold
 - CPUs up to 400W TDP
 - DIMMs up to 64GB capacity
 - NVIDIA HDR/NDR cards up to 200Gb/sec
- Water Temperature: ASHRAE W32: up to 32°C (89.6°F),
 - 128GB DIMMs
- Maximum pressure: 3.5 bar per rack
- Water flow rate:
 - Typical - ASHRAE W45: 12 liters per minute (lpm) per enclosure (2.0 lpm per compute tray with 6 trays per enclosure)
 - Minimum - ASHRAE W32: 9 lpm per enclosure (1.5 lpm per compute tray with 6 trays per enclosure)

Note: The water required to initially fill the system side cooling loop must be reasonably clean, bacteria- free water (<100 CFU/ml) such as de-mineralized water, reverse osmosis water, de-ionized water, or distilled water. The water must be filtered with an in-line 50 micron filter (approximately 288 mesh). The water must be treated with anti-biological and anti-corrosion measures. The water quality must be maintained over the lifetime of the system to receive warranty and support on the water-bearing components.

Air temperature requirements

- Operating: ASHRAE A2: 10°C to 35°C (50°F to 95°F); when the altitude exceeds 900 m (2953 ft), the maximum ambient temperature value decreases by 1°C (1.8°F) with every 300 m (984 ft) of altitude increase.
- Powered off: 5°C to 45°C (41°F to 113°F)
- Shipping/storage: -40°C to 60°C (-40°F to 140°F)

Relative humidity (non-condensing)

- Operating: ASHRAE Class A2: 8% - 80%, maximum dew point : 21°C (70°F)
- Shipment/storage: 8% - 90%

Particulate contamination

Airborne particulates (including metal flakes or particles) and reactive gases acting alone or in combination with other environmental factors such as humidity or temperature might damage the system that might cause the system to malfunction or stop working altogether.

The following specifications indicate the limits of particulates that the system can tolerate:

- Reactive gases:
 - The copper reactivity level shall be less than 200 Angstroms per month (Å/month)
 - The silver reactivity level shall be less than 200 Å/month
- Airborne particulates:
 - The room air should be continuously filtered with MERV 8 filters.
 - Air entering a data center should be filtered with MERV 11 or preferably MERV 13 filters.
 - The deliquescent relative humidity of the particulate contamination should be more than 60% RH
 - Environment must be free of zinc whiskers

For additional information, see the Specifications section of the documentation for the server, available from the Lenovo Documents site, <https://pubs.lenovo.com/>

Regulatory compliance

The SD665 V3 conforms to the following standards:

- ANSI/UL 62368-1
- IEC 62368-1 (CB Certificate and CB Test Report)
- CSA C22.2 No. 62368-1
- Mexico NOM-019
- Brazil INMETRO
- South Africa NRCS LOA
- Ukraine UkrCEPRO
- Morocco CMIM Certification (CM)
- Russia, Belorussia and Kazakhstan, TP EAC 037/2016 (for RoHS)
- CE, UKCA Mark (EN55032 Class A, EN62368-1, EN55035, EN61000-3-11, EN61000-3-12, (EU) 2019/424, and EN IEC 63000 (RoHS))
- FCC - Verified to comply with Part 15 of the FCC Rules, Class A
- Canada ICES-003, issue 7, Class A
- CISPR 32, Class A, CISPR 35
- Korea KN32, Class A, KN35
- Japan VCCI, Class A
- Taiwan BSMI CNS15936, Class A; Section 5 of CNS15663
- Australia/New Zealand AS/NZS CISPR 32, Class A; AS/NZS 62368.1
- SGS, VOC Emission
- [Energy Star 4.0](#)
- EPEAT (NSF/ ANSI 426) Bronze
- Japanese Energy-Saving Act
- EU2019/424 Energy Related Product (ErP Lot9)
- China CELP certificate, HJ 2507-2011

The DW612S conforms to the following standards:

- ANSI/UL 62368-1
- IEC 62368-1 (CB Certificate and CB Test Report)
- CSA C22.2 No. 62368-1
- Argentina IEC 60950-1
- Mexico NOM-019
- Brazil INMETRO
- South Africa NRCS LOA
- Ukraine UkrCEPRO
- Morocco CMIM Certification (CM)
- Russia, Belorussia and Kazakhstan, TP EAC 037/2016 (for RoHS)
- Russia, Belorussia and Kazakhstan, EAC: TP TC 004/2011 (for Safety); TP TC 020/2011 (for EMC)
- CE, UKCA Mark (EN55032 Class A, EN62368-1, EN55035, EN61000-3-11, EN61000-3-12, (EU) 2019/424, and EN IEC 63000 (RoHS))
- FCC - Verified to comply with Part 15 of the FCC Rules, Class A
- Canada ICES-003, issue 7, Class A
- CISPR 32, Class A, CISPR 35
- Korea KN32, Class A, KN35
- Japan VCCI, Class A
- Australia/New Zealand AS/NZS CISPR 32, Class A; AS/NZS 62368.1
- SGS, VOC Emission
- China CELP certificate, HJ 2507-2011

Warranty upgrades and post-warranty support

The server and enclosure have the following warranty:

- Lenovo ThinkSystem SD665 V3 (7D9P) - 3-year warranty
- Lenovo ThinkSystem DW612S Enclosure (7D1L) - 3-year warranty
- Lenovo Neptune DWC Node Manifold (5469) - 3-year warranty
- Lenovo Neptune DWC RM100 In-Rack CDU (7DBL) - 1-year warranty through the vendor (Cooltera)
- Genie Lift GL-8 Material Lift (7D5Y) - 3-year warranty through the vendor (Genie)

Our global network of regional support centers offers consistent, local-language support enabling you to vary response times and level of service to match the criticality of your support needs:

- **Standard Next Business Day** – Best choice for non-essential systems requiring simple maintenance.
- **Premier Next Business Day** – Best choice for essential systems requiring technical expertise from senior-level Lenovo engineers.
- **Premier 24x7 4-Hour Response** – Best choice for systems where maximum uptime is critical.
- **Premier Enhanced Storage Support 24x7 4-Hour Response** – Best choice for storage systems where maximum uptime is critical.

For more information, consult the brochure [Lenovo Operational Support Services for Data Centers Services](#).

Services

Lenovo Data Center Services empower you at every stage of your IT lifecycle. From expert advisory and strategic planning to seamless deployment and ongoing support, we ensure your infrastructure is built for success. Our comprehensive services accelerate time to value, minimize downtime, and free your IT staff to focus on driving innovation and business growth.

Note: Some service options may not be available in all markets or regions. For more information, go to <https://lenovolocator.com/>. For information about Lenovo service upgrade offerings that are available in your region, contact your local Lenovo sales representative or business partner.

In this section:

- [Lenovo Advisory Services](#)
- [Lenovo Plan & Design Services](#)
- [Lenovo Deployment, Migration, and Configuration Services](#)
- [Lenovo Support Services](#)
- [Lenovo Managed Services](#)
- [Lenovo Sustainability Services](#)

Lenovo Advisory Services

Lenovo Advisory Services simplify the planning process, enabling customers to build future-proofed strategies in as little as six weeks. Consultants provide guidance on projects including VM migration, storage, backup and recovery, and cost management to accelerate time to value, improve cost efficiency, and build a flexibly scalable foundation.

- **Assessment Services**

An Assessment helps solve your IT challenges through an onsite, multi-day session with a Lenovo technology expert. We perform a tools-based assessment which provides a comprehensive and thorough review of a company's environment and technology systems. In addition to the technology based functional requirements, the consultant also discusses and records the non-functional business requirements, challenges, and constraints. Assessments help organizations like yours, no matter how large or small, get a better return on your IT investment and overcome challenges in the ever-changing technology landscape.

- **Design Services**

Professional Services consultants perform infrastructure design and implementation planning to support your strategy. The high-level architectures provided by the assessment service are turned into low level designs and wiring diagrams, which are reviewed and approved prior to implementation. The implementation plan will demonstrate an outcome-based proposal to provide business capabilities through infrastructure with a risk-mitigated project plan.

Lenovo Plan & Design Services

Unlock faster time to market with our tailored, strategic design workshops to align solution approaches with your business goals and technical requirements. Leverage our deep solution expertise and end-to-end delivery partnership to meet your goals efficiently and effectively.

Lenovo Deployment, Migration, and Configuration Services

Optimize your IT operations by shifting labor-intensive functions to Lenovo's skilled technicians for seamless on-site or remote deployment, configuration, and migration. Enjoy peace of mind, faster time to value, and comprehensive knowledge sharing with your IT staff, backed by our best-practice methodology.

- **Deployment Services for Storage and ThinkAgile**

A comprehensive range of remote and onsite options tailored specifically for your business needs to ensure your storage and ThinkAgile hardware are fully operational from the start.

- **Hardware Installation Services**

A full-range, comprehensive setup for your hardware, including unpacking, inspecting, and positioning components to ensure your equipment is operational and error-free for the most seamless and efficient installation experience, so you can quickly benefit from your investments.

- **DM/DG File Migration Services**

Take the burden of file migration from your IT's shoulders. Our experts will align your requirements and business objectives to the migration plans while coordinating with your team to plan and safely execute the data migration to your storage platforms.

- **DM/DG/DE Health Check Services**

Our experts perform proactive checks of your Firmware and system health to ensure your machines are operating at peak and optimal efficiency to maximize up-time, avoid system failures, ensure the security of IT solutions and simplify maintenance.

- **Factory Integrated Services**

A suite of value-added offerings provided during the manufacturing phase of a server or storage system that reduces time to value. These services aim at improving your hardware deployment experience and enhance the quality of a standard configuration before it arrives at your facility.

Lenovo Support Services

In addition to response time options for hardware parts, repairs, and labor, Lenovo offers a wide array of additional support services to ensure your business is positioned for success and longevity. Our goal is to reduce your capital outlays, mitigate your IT risks, and accelerate your time to productivity.

- **Premier Support for Data Centers**

Your direct line to the solution that promises the best, most comprehensive level of support to help you fully unlock the potential of your data center.

- **Premier Enhanced Storage Support (PESS)**

Gain all the benefits of Premier Support for Data Centers, adding dedicated storage specialists and resources to elevate your storage support experience to the next level.

- **Committed Service Repair (CSR)**

Our commitment to ensuring the fastest, most seamless resolution times for mission-critical systems that require immediate attention to ensure minimal downtime and risk for your business. This service is only available for machines under the Premier 4-Hour Response SLA.

- **Multivendor Support Services (MVS)**

Your single point of accountability for resolution support across vast range of leading Server, Storage, and Networking OEMs, allowing you to manage all your supported infrastructure devices seamlessly from a single source.

- **Keep Your Drive (KYD)**

Protect sensitive data and maintain compliance with corporate retention and disposal policies to ensure your data is always under your control, regardless of the number of drives that are installed in your Lenovo server.

- **Technical Account Manager (TAM)**

Your single point of contact to expedite service requests, provide status updates, and furnish reports to track incidents over time, ensuring smooth operations and optimized performance as your business grows.

- **Enterprise Software Support (ESS)**

Gain comprehensive, single-source, and global support for a wide range of server operating systems and Microsoft server applications.

For more information, consult the brochure [Lenovo Operational Support Services for Data Centers](#).

Lenovo Managed Services

Achieve peak efficiency, high security, and minimal disruption with Lenovo's always-on Managed Services. Our real-time monitoring, 24x7 incident response, and problem resolution ensure your infrastructure operates seamlessly. With quarterly health checks for ongoing optimization and innovation, Lenovo's remote active monitoring boosts end-user experience and productivity by keeping your data center's hardware performing at its best.

Lenovo Managed Services provides continuous 24x7 remote monitoring (plus 24x7 call center availability) and proactive management of your data center using state-of-the-art tools, systems, and practices by a team of highly skilled and experienced Lenovo services professionals.

Quarterly reviews check error logs, verify firmware & OS device driver levels, and software as needed. We'll also maintain records of latest patches, critical updates, and firmware levels, to ensure you systems are providing business value through optimized performance.

Lenovo Sustainability Services

- **Asset Recovery Services**

Lenovo Asset Recovery Services (ARS) provides a secure, seamless solution for managing end-of-life IT assets, ensuring data is safely sanitized while contributing to a more circular IT lifecycle. By maximizing the reuse or responsible recycling of devices, ARS helps businesses meet sustainability goals while recovering potential value from their retired equipment. For more information, see the [Asset Recovery Services offering page](#).

- **CO2 Offset Services**

Lenovo's CO2 Offset Services offer a simple and transparent way for businesses to take tangible action on their IT footprint. By integrating CO2 offsets directly into device purchases, customers can easily support verified climate projects and track their contributions, making meaningful progress toward their sustainability goals without added complexity.

- **Lenovo Certified Refurbished**

Lenovo Certified Refurbished offers a cost-effective way to support IT circularity without compromising on quality and performance. Each device undergoes rigorous testing and certification, ensuring reliable performance and extending its lifecycle. With Lenovo's trusted certification, you gain peace of mind while making a more sustainable IT choice.

- **Data Center Power and Cooling Services**

The Data Center Infrastructure team will provide solution design and implementation services to support the power and cooling needs of the multi-node chassis and multi-rack solutions. This includes designing for various levels of power redundancy and integration into the customer power infrastructure. The Infrastructure team will work with site engineers to design an effective cooling strategy based on facility constraints or customer goals and optimize a cooling solution to ensure high efficiency and availability. The Infrastructure team will provide the detailed solution design and complete integration of the cooling solution into the customer data center. In addition, the Infrastructure team will provide rack and chassis level commissioning and stand-up of the water-cooled solution which includes setting and tuning of the flow rates based on water temperature and heat recovery targets. Lastly, the Infrastructure team will provide cooling solution optimization and performance validation to ensure the highest overall operational efficiency of the solution.

Lenovo TruScale

Lenovo TruScale XaaS is your set of flexible IT services that makes everything easier. Streamline IT procurement, simplify infrastructure and device management, and pay only for what you use – so your business is free to grow and go anywhere.

Lenovo TruScale is the unified solution that gives you simplified access to:

- The industry's broadest portfolio – from pocket to cloud – all delivered as a service
- A single-contract framework for full visibility and accountability
- The global scale to rapidly and securely build teams from anywhere
- Flexible fixed and metered pay-as-you-go models with minimal upfront cost
- The growth-driving combination of hardware, software, infrastructure, and solutions – all from one single provider with one point of accountability.

For information about Lenovo TruScale offerings that are available in your region, contact your local Lenovo sales representative or business partner.

Rack cabinets

The DW612S enclosure is supported in the following racks:

- Lenovo EveryScale 42U Onyx Heavy Duty Rack Cabinet, model 1410-O42
- Lenovo EveryScale 42U Pearl Heavy Duty Rack Cabinet, model 1410-P42
- Lenovo EveryScale 48U Onyx Heavy Duty Rack Cabinet, model 1410-O48
- Lenovo EveryScale 48U Pearl Heavy Duty Rack Cabinet, model 1410-P48

Considering the weight of the trays in the enclosure, an onsite material lift is required to allow service by a single person. If you do not already have a material lift available, Lenovo offers the Genie Lift GL-8 material lift as configurable option to the rack cabinets. Ordering information is listed in the following table.

Table 46. Genie Lift GL-8 ordering information

Model	Description
4XF7B02087	Genie Lift GL-8 (Standard Base) Material Lift Option Kit

Lenovo Financial Services

Why wait to obtain the technology you need now? No payments for 90 days and predictable, low monthly payments make it easy to budget for your Lenovo solution.

- **Flexible**

Our in-depth knowledge of the products, services and various market segments allows us to offer greater flexibility in structures, documentation and end of lease options.

- **100% Solution Financing**

Financing your entire solution including hardware, software, and services, ensures more predictability in your project planning with fixed, manageable payments and low monthly payments.

- **Device as a Service (DaaS)**

Leverage latest technology to advance your business. Customized solutions aligned to your needs. Flexibility to add equipment to support growth. Protect your technology with Lenovo's Premier Support service.

- **24/7 Asset management**

Manage your financed solutions with electronic access to your lease documents, payment histories, invoices and asset information.

- **Fair Market Value (FMV) and \$1 Purchase Option Leases**

Maximize your purchasing power with our lowest cost option. An FMV lease offers lower monthly payments than loans or lease-to-own financing. Think of an FMV lease as a rental. You have the flexibility at the end of the lease term to return the equipment, continue leasing it, or purchase it for the fair market value. In a \$1 Out Purchase Option lease, you own the equipment. It is a good option when you are confident you will use the equipment for an extended period beyond the finance term. Both lease types have merits depending on your needs. We can help you determine which option will best meet your technological and budgetary goals.

Ask your Lenovo Financial Services representative about this promotion and how to submit a credit application. For the majority of credit applicants, we have enough information to deliver an instant decision and send a notification within minutes.

Seller training courses

The following sales training courses are offered for employees and partners (login required). Courses are listed in date order.

1. **Partner Technical Webinar - Mainstream CPUs**

2025-09-29 | 40 minutes | Employees and Partners

In this 40-minute replay, Brad Violand, Lenovo ISG Category team, reviewed the strategy to optimize the CPU portfolio and ensuing changes to DCSC planned for October 1, 2025.

Tags: Server

Published: 2025-09-29

Length: 40 minutes

Start the training:

Employee link: Grow@Lenovo

Partner link: [Lenovo 360 Learning Center](#)

Course code: SEP2625

2. **Partner Technical Webinar - ISG Portfolio - Wayne's World**

2025-09-25 | 60 minutes | Employees and Partners

In this 60-minute replay, Wayne Pecht, Lenovo Channel SA, shared his extensive experience and unique approach to the ISG Portfolio "Wayne's World for Lenovo ISG"!

Tags: Channel, Technical Sales

Published: 2025-09-25

Length: 60 minutes

Start the training:

Employee link: Grow@Lenovo

Partner link: [Lenovo 360 Learning Center](#)

Course code: SEP1925

3. **Partner Technical Webinar - OneIQ Demo**

2025-09-08 | 60 minutes | Employees and Partners

In this 60-minute replay, Joe Allen, Lenovo Senior Solution Architect for LETS, demonstrated the OneIQ tool. He showed how the collector is dispatched, how the data can be viewed, and how you build solutions based on the collected data.

Tags: Server, ThinkSystem

Published: 2025-09-08

Length: 60 minutes

Start the training:

Employee link: Grow@Lenovo

Partner link: [Lenovo 360 Learning Center](#)

Course code: SEP0525

4. **Think AI Weekly: ISG & SSG Better Together: Uniting AI Solutions & Services for Smarter Outcomes**

2025-08-01 | 55 minutes | Employees Only

View this session to hear from our speakers Allen Holmes, AI Technologist, ISG and Balaji Subramaniam, AI Regional Leader-Americas, SSG.

Topics include:

- An overview of ISG & SSG AI CoE Offerings with Customer Case Studies
- The Enterprise AI Deal Engagement Flow with ISG and SSG
- How sellers can leverage this partnership to differentiate with Enterprise clients.
- NEW COURSE: From Inception to Execution: Evolution of an AI Deal

Tags: Artificial Intelligence (AI), Sales, Services, Technology Solutions, TruScale Infrastructure as a Service

Published: 2025-08-01

Length: 55 minutes

Start the training:

Employee link: Grow@Lenovo

Course code: DTAIW145

5. **VTT-HPC: Explaining HPC Benchmarking: Processes, Standards and Best Practices**

2025-07-30 | 87 minutes | Employees Only

Please join us as Eric Michel, HPC & AI Performance Team Coordinator and Kevin Dean, Sr Manager, HPC Performance, Projection & Operations speak with us about HPC Benchmarking.

Topics will include:

- Why sellers need to request benchmarks
- How to request benchmarks
- How the team performs a benchmark
- The performance database
- Demonstration of the tool

Tags: Advanced Data Center, High Performance Computing (HPC), Technical Sales

Published: 2025-07-30

Length: 87 minutes

Start the training:

Employee link: [Grow@Lenovo](#)

Course code: DVHPC224

6. **Guide d'étude pour l'examen de certification des ventes techniques de Lenovo Data Center**

2025-07-30 | 10 minutes | Employees and Partners

Ce guide contient des informations pour aider les candidats à se préparer et à s'inscrire aux examens pratiques et de certification Data Center Technical.

Tags: DataCenter Products, Server, ThinkEdge

Published: 2025-07-30

Length: 10 minutes

Start the training:

Employee link: [Grow@Lenovo](#)

Partner link: [Lenovo 360 Learning Center](#)

Course code: LENU-322C-SG-FR

7. Family Portfolio: Server Component Options

2025-07-21 | 20 minutes | Employees and Partners

This course covers opportunities that are available to upsell server components. By upselling the correct components, you can increase the size and revenue of the original sale.

After completing this course, you should be able to:

- Identify the opportunities for an upsell
- Recognize when specific products should be discussed
- Emphasize how a product benefits the customer
- Identify keywords that indicate upsell opportunities

Tags: Server, Storage

Published: 2025-07-21

Length: 20 minutes

Start the training:

Employee link: [Grow@Lenovo](#)

Partner link: [Lenovo 360 Learning Center](#)

Course code: SXXW1109r2

8. Family Portfolio: ThinkSystem Rack and Tower Servers Powered by Intel

2025-06-23 | 25 minutes | Employees and Partners

This course is designed to give Lenovo sales and partner representatives a foundation of the ThinkSystem Intel Rack and Tower server family.

After completing this course, you will be able to:

- Identify products within this ThinkSystem server family
- Describe features of this family
- Recognize when a specific product should be selected

Tags: Server, ThinkSystem

Published: 2025-06-23

Length: 25 minutes

Start the training:

Employee link: [Grow@Lenovo](#)

Partner link: [Lenovo 360 Learning Center](#)

Course code: SXXW1204r14

9. ThinkSystem Rack and Tower Introduction for ISO Client Managers

2025-06-16 | 20 minutes | Employees Only

In this course, you will learn about Lenovo's Data Center Portfolio, its ThinkSystem Family and the key features of the Rack and Tower servers. It will equip you with foundational knowledge which you can then expand upon by participating in the facilitated session of the curriculum.

Tags: Server, ThinkSystem

Published: 2025-06-16

Length: 20 minutes

Start the training:

Employee link: [Grow@Lenovo](#)

Course code: DSRT0101r2_JP

10. Lenovo Data Center Product Portfolio

2025-06-11 | 20 minutes | Employees and Partners

This course introduces the Lenovo data center portfolio, and covers servers, storage, storage networking, and software-defined infrastructure products. After completing this course about Lenovo data center products, you will be able to identify product types within each data center family, describe Lenovo innovations that this product family or category uses, and recognize when a specific product should be selected.

Course objectives:

1. Identify product types within each data center family
2. Describe the features of the product family or category
3. Recognize when a specific product should be selected

Tags: Advanced DataCenter, DataCenter Products, Server, ThinkAgile, ThinkEdge, ThinkSystem

Published: 2025-06-11

Length: 20 minutes

Start the training:

Employee link: [Grow@Lenovo](#)

Partner link: [Lenovo 360 Learning Center](#)

Course code: SXXW1110r8

11. **VTT HPC: AI and the Impact on the Environment**

2025-06-11 | 58 minutes | Employees Only

Please join us as Matthew Ziegler, Director of Lenovo Neptune and Sustainability speaks with us about AI and the Impact on the Environment.

Topics will include:

- Why is ESG essential for your customer?
- How to find and read an eco declaration
- What is a product carbon footprint?
- Demo of the Lenovo Capacity Planner

Tags: Advanced DataCenter, Artificial Intelligence (AI), Environmental Social Governance (ESG), High-Performance Computing (HPC), Server

Published: 2025-06-11

Length: 58 minutes

Start the training:

Employee link: Grow@Lenovo

Course code: DVHPC223

12. **Partner Technical Webinar - RTX Pro 6000**

2025-05-22 | 60 minutes | Employees and Partners

In this 60-minute replay, Allen Bourgoyne, Product Marketing for NVIDIA, presented the newly announced RTX Pro 6000 Blackwell Server Edition GPU.

Tags: Artificial Intelligence (AI)

Published: 2025-05-22

Length: 60 minutes

Start the training:

Employee link: Grow@Lenovo

Partner link: [Lenovo 360 Learning Center](#)

Course code: MAY1525

13. **Partner Technical Webinar - DCSC Improvements - MAY0225**

2025-05-05 | 60 minutes | Employees and Partners

In this 60-minute replay, new improvements to DCSC were reviewed. Joe Allen, Lenovo NA LETS, presented the new PCI wizard and discussed RAID adapters. Ryan Tuttle, Lenovo NA LETS presented Spreadsheet import, Autocorrect and Expanded selections on by default. Joe Murphy, Lenovo NA LETS closed out with review of Error Message improvements and location of ThinkAgile MX and VX in the DCSC menus.

Tags: Technical Sales

Published: 2025-05-05

Length: 60 minutes

Start the training:

Employee link: Grow@Lenovo

Partner link: [Lenovo 360 Learning Center](#)

Course code: MAY0225

14. **Family Portfolio: Storage Controller Options**

2025-03-03 | 25 minutes | Employees and Partners

This course covers the storage controller options available for use in Lenovo servers. The classes of storage controller are discussed, along with a discussion of where they are used, and which to choose.

After completing this course, you will be able to:

- Describe the classes of storage controllers
- Discuss where each controller class is used
- Describe the available options in each controller class

Tags: Sales, Storage

Published: 2025-03-03

Length: 25 minutes

Start the training:

Employee link: Grow@Lenovo

Partner link: [Lenovo 360 Learning Center](#)

Course code: SXXW1111r2

15. **ThinkSystem Rack and Tower Introduction for ISO Client Managers**

2024-12-10 | 20 minutes | Employees Only

In this course, you will learn about Lenovo's Data Center Portfolio, its ThinkSystem Family and the key features of the Rack and Tower servers. It will equip you with foundational knowledge which you can then expand upon by participating in the facilitated session of the curriculum.

Course Objectives:

- By the end of this course, you should be able to:
- Identify Lenovo's main data center brands.
- Describe the key components of the ThinkSystem Family servers.
- Differentiate between the Rack and Tower servers of the ThinkSystem Family.
- Understand the value Rack and Tower servers can provide to customers.

Tags: Server, ThinkSystem

Published: 2024-12-10

Length: 20 minutes

Start the training:

Employee link: [Grow@Lenovo](#)

Course code: DSRT0101r2

16. **Partner Technical Webinar - Server Update with Mark Bica**

2024-11-26 | 60 minutes | Employees and Partners

In this 60-minute replay, Mark Bica, Lenovo Product Manager gave an update on the server portfolio. Mark presented on the new V4 Intel servers with Xeon 6 CPUs. He reviewed where the new AMD 5th Gen EPYC CPUs will be used in our servers. He followed with a review of the GPU dense servers including SR680, SR680a, SR575 and SR780a. Mark concluded with a review of the SC777 and SC750 that were introduced at TechWorld.

Tags: Server

Published: 2024-11-26

Length: 60 minutes

Start the training:

Employee link: [Grow@Lenovo](#)

Partner link: [Lenovo 360 Learning Center](#)

Course code: 112224

17. **Partner Technical Webinar - LenovoPress updates and LPH Demo**

2024-11-13 | 60 minutes | Employees and Partners

In this 60-minute replay, we had 3 topics. First, David Watts, Lenovo Sr Manager LenovoPress, gave an update on LenovoPress and improvements to finding Seller Training Courses (both partner and Lenovo). Next, Ryan Tuttle, Lenovo LETS Solution Architect, gave a demo of Lenovo Partner Hub (LPH) including how to find replays of Partner Webinars in LPL. Finally, Joe Murphy, Lenovo Sr Manager of LETS NA, gave a quick update on the new Stackable Warranty Options in DCSC.

Tags: Technical Sales

Published: 2024-11-13

Length: 60 minutes

Start the training:

Employee link: Grow@Lenovo

Partner link: [Lenovo 360 Learning Center](#)

Course code: 110824

18. **Virtual Facilitated Session - ThinkSystem Rack and Tower Primer for ISO Client Managers**

2024-10-31 | 90 minutes | Employees Only

In this Virtual Instructor-Led Training Session, ISO Client Managers will be able to build on the knowledge gained in Module 1 (eLearning) of the ThinkSystem Rack and Tower Server Primer for ISO Client Managers curriculum.

IMPORTANT! Module 1 (eLearning) must be completed to be eligible to participate in this session. Please note that places are subject to availability. If you are selected, you will receive the invite to this session via email.

Tags: Sales, Server, ThinkSystem

Published: 2024-10-31

Length: 90 minutes

Start the training:

Employee link: Grow@Lenovo

Course code: DSRT0102

19. **Q3 Solutions Launch AMD EPYC Gen5 Quick Hit**

2024-10-09 | 6 minutes | Employees and Partners

Lenovo announces upgrades to a wide range of ThinkSystem V3 servers powered by AMD processors. Support for the AMD EPYC 9005 Series processors and faster DDR5 memory will enhance the performance and power efficiency of these servers as well as the ThinkAgile systems based on them

Tags: Artificial Intelligence (AI), Server, ThinkAgile, ThinkSystem

Published: 2024-10-09

Length: 6 minutes

Start the training:

Employee link: Grow@Lenovo

Partner link: [Lenovo 360 Learning Center](#)

Course code: SXXW1216r9a

20. Family Portfolio - Supercomputing Servers Powered by AMD

2024-10-09 | 15 minutes | Employees and Partners

This course is designed to give Lenovo sales and partner representatives a foundation for the Supercomputing Servers Powered by AMD course! After completing this course, you should be able to identify products and characteristics within the family, describe innovative features used in the family, and recognize when a specific server should be selected.

Tags: Server

Published: 2024-10-09

Length: 15 minutes

Start the training:

Employee link: Grow@Lenovo

Partner link: [Lenovo 360 Learning Center](#)

Course code: SXXW2521

21. SAP Webinar for Lenovo Sellers: Lenovo Portfolio Update for SAP Landscapes

2024-06-04 | 60 minutes | Employees Only

Join Mark Kelly, Advisory IT Architect with the Lenovo Global SAP Center of Competence as he discusses:

- Challenges in the SAP environment
- Lenovo On-premise Solutions for SAP
- Lenovo support resources for SAP solutions

Tags: SAP, ThinkAgile, ThinkEdge, ThinkSystem

Published: 2024-06-04

Length: 60 minutes

Start the training:

Employee link: Grow@Lenovo

Course code: DSAPF101

22. Family Introduction ThinkSystem Supercomputing Servers

2024-02-21 | 10 minutes | Employees and Partners

After completing this introductory course about the supercomputing server family, the learner will be able to define the characteristics of high-density servers, describe the supercomputing servers, recognize when a product from the supercomputing server family might be used, and identify keywords or buzzwords that indicate opportunities to introduce customers to the supercomputing server family products.

Tags: Artificial Intelligence (AI), DataCenter Products, High-Performance Computing (HPC), Server, ThinkSystem

Published: 2024-02-21

Length: 10 minutes

Start the training:

Employee link: Grow@Lenovo

Partner link: [Lenovo 360 Learning Center](#)

Course code: SXXW2526

23. Introduction to DDR5 Memory

2022-08-23 | 10 minutes | Employees and Partners

This course introduces DDR5 memory, describes new features of this memory generation, and discusses the advantages to customers of this new memory generation.

Tags: Server, Technology solutions

Published: 2022-08-23

Length: 10 minutes

Start the training:

Employee link: Grow@Lenovo

Partner link: [Lenovo 360 Learning Center](#)

Course code: SXXW2502

Related publications and links

For more information, see these resources:

- ThinkSystem SD665 V3 product page
<https://www.lenovo.com/us/en/p/servers-storage/servers/high-density/thinksystem-sd665-v3/len21ts0010>
- ThinkSystem SD665 V3 datasheet
<https://lenovopress.com/DS0152>
- Interactive 3D Tour of the ThinkSystem SD665 V3:
<https://lenovopress.lenovo.com/lp1632-thinksystem-sd665-v3-interactive-3d-tour>
- ThinkSystem SD665 V3 drivers and support
<http://datacentersupport.lenovo.com/products/servers/thinksystem/sd665v3/7d9p/downloads>
- Lenovo Hardware Installation & Removal Videos on the ThinkSystem DW612S Enclosure:
<https://www.youtube.com/playlist?list=PLYV5R7hVcs-A9Ws8PYIbxz9Jblrq1zoYd>
- Lenovo ThinkSystem SD665 V3 product publications:
<https://pubs.lenovo.com/sd665-v3/>
 - Quick Start
 - Rack Installation Guide
 - Setup Guide
 - Maintenance Manual
 - Messages and Codes Reference
 - UEFI Manual
- ServerProven hardware compatibility:
<http://www.lenovo.com/us/en/serverproven>
- Data Center Solution Configurator (DCSC)
<https://dcsc.lenovo.com>
- Lenovo Cluster solutions configurator (x-config)
<https://lesc.lenovo.com/products/hardware/configurator/worldwide/bhui/asit/index.html>

Related product families

Product families related to this document are the following:

- [Artificial Intelligence](#)
- [High Performance Computing](#)

- [Supercomputing Servers](#)
- [ThinkSystem SD665 V3 Server](#)

Notices

Lenovo may not offer the products, services, or features discussed in this document in all countries. Consult your local Lenovo representative for information on the products and services currently available in your area. Any reference to a Lenovo product, program, or service is not intended to state or imply that only that Lenovo product, program, or service may be used. Any functionally equivalent product, program, or service that does not infringe any Lenovo intellectual property right may be used instead. However, it is the user's responsibility to evaluate and verify the operation of any other product, program, or service. Lenovo may have patents or pending patent applications covering subject matter described in this document. The furnishing of this document does not give you any license to these patents. You can send license inquiries, in writing, to:

Lenovo (United States), Inc.
8001 Development Drive
Morrisville, NC 27560
U.S.A.
Attention: Lenovo Director of Licensing

LENOVO PROVIDES THIS PUBLICATION "AS IS" WITHOUT WARRANTY OF ANY KIND, EITHER EXPRESS OR IMPLIED, INCLUDING, BUT NOT LIMITED TO, THE IMPLIED WARRANTIES OF NON-INFRINGEMENT, MERCHANTABILITY OR FITNESS FOR A PARTICULAR PURPOSE. Some jurisdictions do not allow disclaimer of express or implied warranties in certain transactions, therefore, this statement may not apply to you.

This information could include technical inaccuracies or typographical errors. Changes are periodically made to the information herein; these changes will be incorporated in new editions of the publication. Lenovo may make improvements and/or changes in the product(s) and/or the program(s) described in this publication at any time without notice.

The products described in this document are not intended for use in implantation or other life support applications where malfunction may result in injury or death to persons. The information contained in this document does not affect or change Lenovo product specifications or warranties. Nothing in this document shall operate as an express or implied license or indemnity under the intellectual property rights of Lenovo or third parties. All information contained in this document was obtained in specific environments and is presented as an illustration. The result obtained in other operating environments may vary. Lenovo may use or distribute any of the information you supply in any way it believes appropriate without incurring any obligation to you.

Any references in this publication to non-Lenovo Web sites are provided for convenience only and do not in any manner serve as an endorsement of those Web sites. The materials at those Web sites are not part of the materials for this Lenovo product, and use of those Web sites is at your own risk. Any performance data contained herein was determined in a controlled environment. Therefore, the result obtained in other operating environments may vary significantly. Some measurements may have been made on development-level systems and there is no guarantee that these measurements will be the same on generally available systems. Furthermore, some measurements may have been estimated through extrapolation. Actual results may vary. Users of this document should verify the applicable data for their specific environment.

© Copyright Lenovo 2025. All rights reserved.

This document, LP1612, was created or updated on August 26, 2025.

Send us your comments in one of the following ways:

- Use the online Contact us review form found at:
<https://lenovopress.lenovo.com/LP1612>
- Send your comments in an e-mail to:
comments@lenovopress.com

This document is available online at <https://lenovopress.lenovo.com/LP1612>.

Trademarks

Lenovo and the Lenovo logo are trademarks or registered trademarks of Lenovo in the United States, other countries, or both. A current list of Lenovo trademarks is available on the Web at <https://www.lenovo.com/us/en/legal/copytrade/>.

The following terms are trademarks of Lenovo in the United States, other countries, or both:

Lenovo®
from Exascale to Everyscale®
Neptune®
ServerProven®
ThinkAgile®
ThinkShield®
ThinkSystem®
XClarity®

The following terms are trademarks of other companies:

AMD, AMD 3D V-Cache™, and AMD EPYC™ are trademarks of Advanced Micro Devices, Inc.

Intel® and Xeon® are trademarks of Intel Corporation or its subsidiaries.

Linux® is the trademark of Linus Torvalds in the U.S. and other countries.

Microsoft®, ActiveX®, PowerShell, Windows PowerShell®, and Windows® are trademarks of Microsoft Corporation in the United States, other countries, or both.

SPECpower® is a trademark of the Standard Performance Evaluation Corporation (SPEC).

IBM® is a trademark of IBM in the United States, other countries, or both.

Other company, product, or service names may be trademarks or service marks of others.